

Meridian® Vertical Files

Prices effective December 7, 2009
Published March 2010

Introduction	page 2
Meridian® Vertical Files	3
Vertical Files	5
Accessories	22
Indices	29
By Name	29
By Number	31
Appendices	
To view and/or print price book appendices, select the appropriate price book from HermanMiller.com .	

Introduction

A Note on the Organization of This Book

There are a few signals that will help you understand the organization of this book. Once you know them, you should be able to find your way around easily.

Like a newspaper, this book is formatted with columns of text and illustrations that run vertically.

Information wraps from one column to the next and continues for as many pages as it needs to.

Black bars are clues.

A black bar at the top of a page signals the start of information about a product.

This information is divided into two sections, each signaled by a black bar. Product Information includes a description, additional notes, and dimensional drawings. Specification Information, which always begins at the top of a column, includes a series of steps. Each step represents a decision you need to make in order to complete your product number. Steps must be followed sequentially. The number of pages needed to complete information on a product varies; some will be complete in one page; others may fill three or four pages. Just continue going through the steps until you run into the next product, signaled by the black bar at the top of the page.

Black tabs running along the outside edge of the page help you locate what section you are in or what section you want to go to. You can thumb forwards or backwards to find a section; tabs and text appear on both sides of the page.

The additional pages in the back of the book include the appendices and indices. They are signaled by a long black bar running along the outside edge of the page.

The index is presented two ways.

The first index is in alphabetical order by product name. It can be helpful if you are new to the products and numbering scheme or if you are looking for a type of product, such as work chair or round table.

The second index is by product number. It lists, in alphanumeric order, the base product number, typically a five-digit number.

General Information

This book is effective December 7, 2009, subject to change without notice. Products may be purchased from authorized Herman Miller dealers who will quote prices upon request. For more information about our products and services or to see a list of dealers, visit www.HermanMiller.com.


All prices are list prices. Additional services, such as planning services, design, storage, and installation, are not included and must be added to these prices when the additional services are requested.


Illustrations, specifications, and prices are based on the latest information at the time of publication. The right is reserved to make changes at any time without notice in prices, fabrics, finishes, materials, specifications, and models, and also to discontinue models and finishes.

Dimensions shown in the drawings are engineering drawing dimensions rounded up to the nearest $\frac{1}{8}$ ". Product is shipped set up or knocked down. Products that include "Shipped knocked down" in the description require some assembly. If this statement does not appear in the description, the product is shipped assembled.

Service problems are normally handled by a Herman Miller authorized dealer. Where this cannot be accomplished on a local level, service problems should be referred to the Customer Care Representative for your region, Herman Miller, Inc., Zeeland, Michigan 49464.

20-Day or Less/Assigned Lead-Time Shipments

All products and options in this price book not designated by an Assigned Program icon  will ship in **20 business days or less** after being acknowledged by Herman Miller.

Products and options designated by an  are on the assigned lead-time program and may ship in 20 days, less than 20 days, or more than 20 days from order acknowledgement.

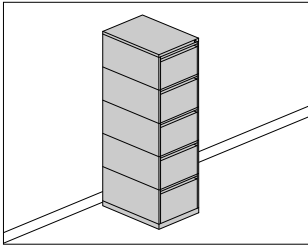
Vertical Files

Accessories



Standard-Pull Vertical File

36-15
36-18



Product Information

Description

This 15"- or 18"-wide stacking vertical file has standard pulls and smooth or textured steel. The file has no top or a metal or laminate top. Each module can be specified as 1 file drawer or 2 box drawers. File drawers include a file compressor; box drawers include an adjustable drawer divider. A positive interlock system permits only 1 drawer to open at a time. 1 lock controls all drawers. 5 base heights are available; all bases include adjustable glides.

Actual vertical file depths are 17⁷/₈", 21⁷/₈", or 27⁷/₈".

Notes

1 counterweight is included for 18"-deep vertical files. For additional stability on 22"- and 28"-deep files, specify counterweight (CB).

Dimensional illustrations do not include all possible configurations.

For work surface on top of 1 or more vertical files, order file top (TPL or TPV) separately.

18"-deep file drawers have 14" of filing capacity. 22"-deep file drawers have 18" of filing capacity. 28"-deep file drawers have 24" of filing capacity.

Order optional accessories for 15"-wide file separately:

- Drawer divider (73-1567-D)
- File drawer organizer (73-9874-FDO)
- File drawer organizer (LG901)
- Pencil tray (73-1516-PT)
- Stationery tray (73-7082-SST)

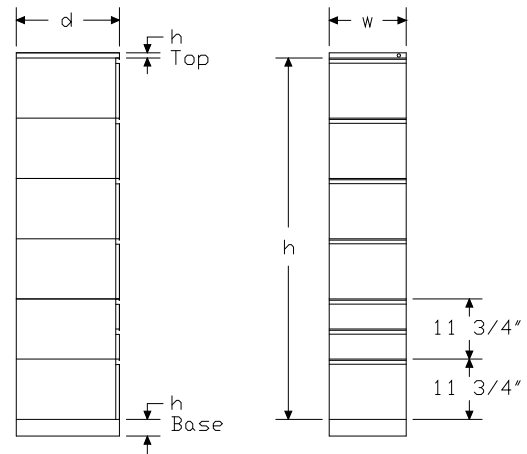
Order optional accessories for 18"-wide file separately:

- Drawer divider (73-1867-D)
- File drawer organizer (LG901)
- Pencil tray (73-1816-PT)
- Stationery tray (73-7082-SST-SP)

No lock option (NL) can only be specified on files with no top option (NT) or laminate top options (T5 or TL).

For keyed-alike locks, order lock plugs separately. See Keyed-Alike Information in Appendices.

Dimensions



h	
2	23 1/2
3	35 1/4
4	47
5	58 3/4
6	70 1/2

All dimensions are in inches.

Specification Information

Step 1.

36- A

Step 2. Width

15 15" wide A \$0

18 18" wide A \$0

Step 3. Depth

18- 18" deep A +\$0

22- 22" deep A +\$0

28- 28" deep A +\$0

Step 4. Number of Modules

2 2 modules A +\$0

3 3 modules A +\$0

4 4 modules A +\$0

5 5 modules A +\$0

6 6 modules A +\$0

Step 5. Paint/Steel Type

SS smooth paint on smooth steel A +\$0

TS smooth paint on textured steel A +\$0

XS textured paint on smooth steel A +\$0

Step 6. Surface Finish

For smooth paint on smooth steel (SS) or smooth paint on textured steel (TS)

Nonmetallic Paint +\$0

Metallic Paint +\$65

Sand Texture Paint

For textured paint on smooth steel (XS)

7L dune A +\$0

7M chai A +\$0

7N grass A +\$0

7U blue ridge A +\$0

7V loden A +\$0

7W napa A +\$0

7Y sedona A +\$0

7Z mink A +\$0

8T gull A +\$0

8Y moonbeam A +\$0

B4 blue medium A +\$0

ZK cappuccino A +\$0

Bright Sand Texture Paint

For textured paint on smooth steel (XS)

91 white A +\$0

CL cool grey neutral A +\$0

G1 graphite A +\$0

WN warm grey neutral A +\$0

Step 7. Top

		18-	22-	28-
NT	no top <input type="checkbox"/> A	+\$0	0	0
T1	1"-high painted metal top with squared edge <input type="checkbox"/> A	+\$39	45	54
T2	1 1/4"-high painted metal top with squared edge <input type="checkbox"/> A	+\$39	45	54
T3	1 1/4"-high painted metal top with radius edge <input type="checkbox"/> A	+\$96	102	111
TL	1 1/4"-high laminate top with vinyl edge <input type="checkbox"/> A	+\$106	112	119
TR	1 1/4"-high recut veneer top <input type="checkbox"/> A	+\$176	182	191
J3	1 1/4"-high cathedral recut veneer top <input type="checkbox"/> A	+\$179	186	194
TF	1 1/4"-high wood veneer top <input type="checkbox"/> A	+\$181	188	196

Step 8.

Top Finish: Solid-Color Laminate

For 1 1/4"-high laminate top with vinyl edge (TL)

8Q	folkstone grey <input type="checkbox"/> A	+\$0
91	white <input type="checkbox"/> A	+\$0
CL	cool grey neutral <input type="checkbox"/> A	+\$0
HF	inner tone light <input type="checkbox"/> A	+\$0
HT	inner tone <input type="checkbox"/> A	+\$0
LT	light tone <input type="checkbox"/> A	+\$0
LU	soft white <input type="checkbox"/> A	+\$0
WL	sandstone <input type="checkbox"/> A	+\$0
WN	warm grey neutral <input type="checkbox"/> A	+\$0

Top Finish: Fiber Laminate

For 1 1/4"-high laminate top with vinyl edge (TL)

1X	vanilla <input type="checkbox"/> A	+\$0
2X	wheat <input type="checkbox"/> A	+\$0
3X	celery <input type="checkbox"/> A	+\$0
4X	coriander <input type="checkbox"/> A	+\$0
5X	chamomile <input type="checkbox"/> A	+\$0
6X	cinnamon <input type="checkbox"/> A	+\$0
7X	cardamom <input type="checkbox"/> A	+\$0
8X	kale <input type="checkbox"/> A	+\$0

Top Finish: Frosted Laminate		
<i>For 1 1/4"-high laminate top with vinyl edge (TL)</i>		
J4	frosted light grey <input type="checkbox"/>	+\$0
J5	frosted inner tone light <input type="checkbox"/>	+\$0
J6	frosted slate grey <input type="checkbox"/>	+\$0
J7	frosted medium tone <input type="checkbox"/>	+\$0
J8	frosted black <input type="checkbox"/>	+\$0

Top Finish: Wood-Grain Laminate		
<i>For 1 1/4"-high laminate top with vinyl edge (TL)</i>		
LA	light ash <input type="checkbox"/>	+\$0
LM	mahogany <input type="checkbox"/>	+\$0

Top Finish: Zephyr Laminate		
<i>For 1 1/4"-high laminate top with vinyl edge (TL)</i>		
D1	canyon <input type="checkbox"/>	+\$0
DC	misted <input type="checkbox"/>	+\$0
DF	twilight <input type="checkbox"/>	+\$0
DQ	desert <input type="checkbox"/>	+\$0

Veneer Top Finish: Recut Veneer		
<i>For 1 1/4"-high recut veneer top (TR)</i>		
RA	light ash <input type="checkbox"/>	+\$0
RK	mahogany dark <input type="checkbox"/>	+\$0
RM	mahogany <input type="checkbox"/>	+\$0

Veneer Top Finish: Recut Veneer		
<i>For 1 1/4"-high cathedral recut veneer top (J3)</i>		
DU	cathedral recut natural maple <input type="checkbox"/>	+\$0
HU	cathedral recut light anigre <input type="checkbox"/>	+\$0
JU	cathedral recut aged cherry <input type="checkbox"/>	+\$0
VU	cathedral recut light brown walnut <input type="checkbox"/>	+\$0
WU	cathedral recut walnut on cherry <input type="checkbox"/>	+\$0
XU	cathedral recut medium red cherry <input type="checkbox"/>	+\$0
ZU	cathedral recut chocolate brown sapele <input type="checkbox"/>	+\$0

Veneer Top Finish: Wood Veneer		
<i>For 1 1/4"-high wood veneer top (TF)</i>		
V3	cherry <input type="checkbox"/>	+\$15
Z3	warm red cherry <input type="checkbox"/>	+\$15
Z5	maple <input type="checkbox"/>	+\$15
2U	light brown walnut <input type="checkbox"/>	+\$20
3U	medium red cherry <input type="checkbox"/>	+\$20
6U	chocolate brown sapele <input type="checkbox"/>	+\$20
ED	aged cherry <input type="checkbox"/>	+\$20
EG	medium brown walnut <input type="checkbox"/>	+\$20
EK	medium red walnut <input type="checkbox"/>	+\$20
EY	light anigre <input type="checkbox"/>	+\$20
UL	natural maple <input type="checkbox"/>	+\$20
UQ	light cherry <input type="checkbox"/>	+\$20
UV	red cherry <input type="checkbox"/>	+\$20
UX	walnut on cherry <input type="checkbox"/>	+\$20

Step 9. Edge Finish		
<i>For 1 1/4"-high laminate top with vinyl edge (TL)</i>		
8Q	folkstone grey <input type="checkbox"/>	+\$0
91	white <input type="checkbox"/>	+\$0
BU	black umber <input type="checkbox"/>	+\$0
CL	cool grey neutral <input type="checkbox"/>	+\$0
CM	cinnamon <input type="checkbox"/>	+\$0
CO	chamomile <input type="checkbox"/>	+\$0
G2	graphite satin <input type="checkbox"/>	+\$0
HF	inner tone light <input type="checkbox"/>	+\$0
HT	inner tone <input type="checkbox"/>	+\$0
LA	light ash <input type="checkbox"/>	+\$0
LM	mahogany <input type="checkbox"/>	+\$0
LU	soft white <input type="checkbox"/>	+\$0
MT	medium tone <input type="checkbox"/>	+\$0
SG	slate grey <input type="checkbox"/>	+\$0
WA	wheat <input type="checkbox"/>	+\$0
WL	sandstone <input type="checkbox"/>	+\$0
WN	warm grey neutral <input type="checkbox"/>	+\$0

Step 10. Lock		
<i>For no top (NT) or 1 1/4"-high laminate top with vinyl edge (TL)</i>		
NL	no lock <input type="checkbox"/>	+\$0

Standard-Pull Vertical File *continued*

For 1"-high painted metal top with squared edge (T1), 1 1/4"-high painted metal top with squared edge (T2), 1 1/4"-high painted metal top with radius edge (T3), 1 1/4"-high recut veneer top (TR), 1 1/4"-high cathedral recut veneer top (J3), or 1 1/4"-high wood veneer top (TF)

KA	keyed alike <input type="checkbox"/>	+\$32
KC	keyed differently, chrome <input type="checkbox"/>	+\$32
KD	keyed differently, black <input type="checkbox"/>	+\$32

Step 11. Configuration (Top Module)

		1518-	1522-	1528-	1818-	1822-	
V	file <input type="checkbox"/>	+\$221	225	236	226	233	
Q	box/box <input type="checkbox"/>	+\$321	326	337	326	334	
						1828-	
V	file <input type="checkbox"/>						+\$245
Q	box/box <input type="checkbox"/>						+\$347

Step 12. Configuration (2nd Module from Top)

		1518-	1522-	1528-	1818-	1822-	
V	file <input type="checkbox"/>	+\$221	225	236	226	233	
Q	box/box <input type="checkbox"/>	+\$321	326	337	326	334	
						1828-	
V	file <input type="checkbox"/>						+\$245
Q	box/box <input type="checkbox"/>						+\$347

Step 13. Configuration (3rd Module from Top)

For 3 modules (3), 4 modules (4), 5 modules (5), or 6 modules (6)

		1518-	1522-	1528-	1818-	1822-	
V	file <input type="checkbox"/>	+\$221	225	236	226	233	
Q	box/box <input type="checkbox"/>	+\$321	326	337	326	334	
						1828-	
V	file <input type="checkbox"/>						+\$245
Q	box/box <input type="checkbox"/>						+\$347

Step 14. Configuration (4th Module from Top)

For 4 modules (4), 5 modules (5), or 6 modules (6)

		1518-	1522-	1528-	1818-	1822-	
V	file <input type="checkbox"/>	+\$221	225	236	226	233	
Q	box/box <input type="checkbox"/>	+\$321	326	337	326	334	
						1828-	
V	file <input type="checkbox"/>						+\$245
Q	box/box <input type="checkbox"/>						+\$347

Step 15. Configuration (5th Module from Top)

For 5 modules (5) or 6 modules (6)

		1518-	1522-	1528-	1818-	1822-
V	file <input type="checkbox"/>	+\$221	225	236	226	233
Q	box/box <input type="checkbox"/>	+\$321	326	337	326	334

V	file <input type="checkbox"/>	1828-
		+\$245
Q	box/box <input type="checkbox"/>	+\$347

Step 16. Configuration (6th Module from Top)

For 6 modules (6)

		1518-	1522-	1528-	1818-	1822-	
V	file <input type="checkbox"/>	+\$221	225	236	226	233	
Q	box/box <input type="checkbox"/>	+\$321	326	337	326	334	
						1828-	
V	file <input type="checkbox"/>						+\$245
Q	box/box <input type="checkbox"/>						+\$347

Step 17. Base Height

		18-	22-	28-
B1	1"-high base <input type="checkbox"/>	+\$59	68	75
B2	1 1/2"-high base <input type="checkbox"/>	+\$59	68	75
B3	2 1/4"-high base <input type="checkbox"/>	+\$59	68	75
B4	3 1/4"-high base <input type="checkbox"/>	+\$59	68	75
B5	4 1/4"-high base <input type="checkbox"/>	+\$88	99	113
BA	1"-high recessed base <input type="checkbox"/>	+\$88	99	113
BB	1 1/2"-high recessed base <input type="checkbox"/>	+\$88	99	113
BC	2 1/4"-high recessed base <input type="checkbox"/>	+\$88	99	113
BD	3 1/4"-high recessed base <input type="checkbox"/>	+\$88	99	113

Step 18. Counterweight

For 18" deep (18-)

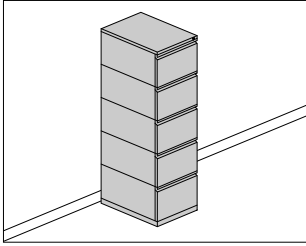
CB	counterweight <input type="checkbox"/>	+\$97
-----------	--	-------

For 22" deep (22-) or 28" deep (28-)

NO	no counterweight <input type="checkbox"/>	+\$0
CB	counterweight <input type="checkbox"/>	+\$97

Bevel-Pull Vertical File

34-15
34-18



Product Information

Description

This 15"- or 18"-wide stacking vertical file has bevel pulls and smooth or textured steel. The file has no top or a metal or laminate top. Each module can be specified as 1 file drawer or 2 box drawers. File drawers include a file compressor; box drawers include an adjustable drawer divider. A positive interlock system permits only 1 drawer to open at a time. 1 lock controls all drawers. 5 base heights are available; all bases include adjustable glides.

Actual vertical file depths are 17⁷/₈", 21⁷/₈", or 27⁷/₈".

Notes

1 counterweight is included for 18"-deep vertical files. For additional stability on 22"- and 28"-deep files, specify counterweight (CB).

Dimensional illustrations do not include all possible configurations.

For work surface on top of 1 or more vertical files, order file top (TPL or TPV) separately.

18"-deep file drawers have 14" of filing capacity. 22"-deep file drawers have 18" of filing capacity. 28"-deep file drawers have 24" of filing capacity.

Order optional accessories for 15"-wide file separately:

- Drawer divider (73-1567-D)
- File drawer organizer (73-9874-FDO)
- File drawer organizer (LG901)
- Pencil tray (73-1516-PT)
- Stationery tray (73-7082-SST)

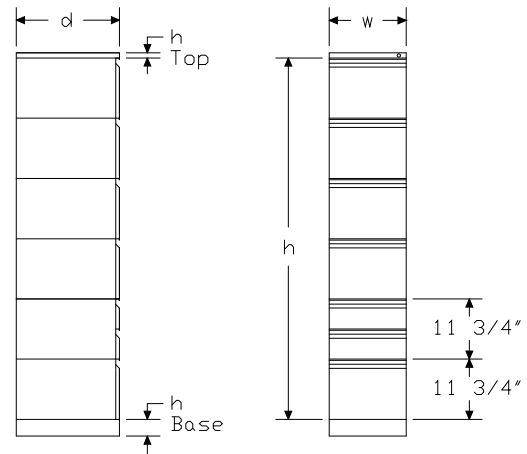
Order optional accessories for 18"-wide file separately:

- Drawer divider (73-1867-D)
- File drawer organizer (LG901)
- Pencil tray (73-1816-PT)
- Stationery tray (73-7082-SST-SP)

No lock option (NL) can only be specified on files with no top option (NT) or laminate top options (T5 or TL).

For keyed-alike locks, order lock plugs separately. See Keyed-Alike Information in Appendices.

Dimensions



h	
2	23 1/2
3	35 1/4
4	47
5	58 3/4
6	70 1/2

All dimensions are in inches.

Specification Information

Step 1.

34- A

Step 2. Width

15 15" wide A \$0
 18 18" wide A \$0

Step 3. Depth

18- 18" deep A +\$0
 22- 22" deep A +\$0
 28- 28" deep A +\$0

Step 4. Number of Modules

2 2 modules A +\$0
 3 3 modules A +\$0
 4 4 modules A +\$0
 5 5 modules A +\$0
 6 6 modules A +\$0

Step 5. Paint/Steel Type

SS smooth paint on smooth steel A +\$0
 TS smooth paint on textured steel A +\$0
 XS textured paint on smooth steel A +\$0

Step 6. Surface Finish

For smooth paint on smooth steel (SS) or smooth paint on textured steel (TS)

Nonmetallic Paint +\$0
 Metallic Paint +\$65

Sand Texture Paint

For textured paint on smooth steel (XS)

7L dune A +\$0
 7M chai A +\$0
 7N grass A +\$0
 7U blue ridge A +\$0
 7V loden A +\$0
 7W napa A +\$0
 7Y sedona A +\$0
 7Z mink A +\$0
 8T gull A +\$0
 8Y moonbeam A +\$0
 B4 blue medium A +\$0
 ZK cappuccino A +\$0

Bright Sand Texture Paint

For textured paint on smooth steel (XS)

91 white A +\$0
 CL cool grey neutral A +\$0
 G1 graphite A +\$0
 WN warm grey neutral A +\$0

Step 7. Top

		18-	22-	28-
NT	no top <input type="checkbox"/> A	+\$0	0	0
T1	1"-high painted metal top with squared edge <input type="checkbox"/> A	+\$39	45	54
T2	1 1/4"-high painted metal top with squared edge <input type="checkbox"/> A	+\$39	45	54
T3	1 1/4"-high painted metal top with radius edge <input type="checkbox"/> A	+\$96	102	111
TL	1 1/4"-high laminate top with vinyl edge <input type="checkbox"/> A	+\$106	112	119
TR	1 1/4"-high recut veneer top <input type="checkbox"/> A	+\$176	182	191
J3	1 1/4"-high cathedral recut veneer top <input type="checkbox"/> A	+\$179	186	194
TF	1 1/4"-high wood veneer top <input type="checkbox"/> A	+\$181	188	196

Step 8.

Top Finish: Solid-Color Laminate

For 1 1/4"-high laminate top with vinyl edge (TL)

8Q folkstone grey A +\$0
 91 white A +\$0
 CL cool grey neutral A +\$0
 HF inner tone light A +\$0
 HT inner tone A +\$0
 LT light tone A +\$0
 LU soft white A +\$0
 WL sandstone A +\$0
 WN warm grey neutral A +\$0

Top Finish: Fiber Laminate

For 1 1/4"-high laminate top with vinyl edge (TL)

1X vanilla A +\$0
 2X wheat A +\$0
 3X celery A +\$0
 4X coriander A +\$0
 5X chamomile A +\$0
 6X cinnamon A +\$0
 7X cardamom A +\$0
 8X kale A +\$0

Top Finish: Frosted Laminate		
<i>For 1 1/4"-high laminate top with vinyl edge (TL)</i>		
J4	frosted light grey <input type="checkbox"/>	+\$0
J5	frosted inner tone light <input type="checkbox"/>	+\$0
J6	frosted slate grey <input type="checkbox"/>	+\$0
J7	frosted medium tone <input type="checkbox"/>	+\$0
J8	frosted black <input type="checkbox"/>	+\$0

Top Finish: Wood-Grain Laminate		
<i>For 1 1/4"-high laminate top with vinyl edge (TL)</i>		
LA	light ash <input type="checkbox"/>	+\$0
LM	mahogany <input type="checkbox"/>	+\$0

Top Finish: Zephyr Laminate		
<i>For 1 1/4"-high laminate top with vinyl edge (TL)</i>		
D1	canyon <input type="checkbox"/>	+\$0
DC	misted <input type="checkbox"/>	+\$0
DF	twilight <input type="checkbox"/>	+\$0
DQ	desert <input type="checkbox"/>	+\$0

Veneer Top Finish: Recut Veneer		
<i>For 1 1/4"-high recut veneer top (TR)</i>		
RA	light ash <input type="checkbox"/>	+\$0
RK	mahogany dark <input type="checkbox"/>	+\$0
RM	mahogany <input type="checkbox"/>	+\$0

Veneer Top Finish: Recut Veneer		
<i>For 1 1/4"-high cathedral recut veneer top (J3)</i>		
DU	cathedral recut natural maple <input type="checkbox"/>	+\$0
HU	cathedral recut light anigre <input type="checkbox"/>	+\$0
JU	cathedral recut aged cherry <input type="checkbox"/>	+\$0
VU	cathedral recut light brown walnut <input type="checkbox"/>	+\$0
WU	cathedral recut walnut on cherry <input type="checkbox"/>	+\$0
XU	cathedral recut medium red cherry <input type="checkbox"/>	+\$0
ZU	cathedral recut chocolate brown sapele <input type="checkbox"/>	+\$0

Veneer Top Finish: Wood Veneer		
<i>For 1 1/4"-high wood veneer top (TF)</i>		
V3	cherry <input type="checkbox"/>	+\$15
Z3	warm red cherry <input type="checkbox"/>	+\$15
Z5	maple <input type="checkbox"/>	+\$15
2U	light brown walnut <input type="checkbox"/>	+\$20
3U	medium red cherry <input type="checkbox"/>	+\$20
6U	chocolate brown sapele <input type="checkbox"/>	+\$20
ED	aged cherry <input type="checkbox"/>	+\$20
EG	medium brown walnut <input type="checkbox"/>	+\$20
EK	medium red walnut <input type="checkbox"/>	+\$20
EY	light anigre <input type="checkbox"/>	+\$20
UL	natural maple <input type="checkbox"/>	+\$20
UQ	light cherry <input type="checkbox"/>	+\$20
UV	red cherry <input type="checkbox"/>	+\$20
UX	walnut on cherry <input type="checkbox"/>	+\$20

Step 9. Edge Finish		
<i>For 1 1/4"-high laminate top with vinyl edge (TL)</i>		
8Q	folkstone grey <input type="checkbox"/>	+\$0
91	white <input type="checkbox"/>	+\$0
BU	black umber <input type="checkbox"/>	+\$0
CL	cool grey neutral <input type="checkbox"/>	+\$0
CM	cinnamon <input type="checkbox"/>	+\$0
CO	chamomile <input type="checkbox"/>	+\$0
G2	graphite satin <input type="checkbox"/>	+\$0
HF	inner tone light <input type="checkbox"/>	+\$0
HT	inner tone <input type="checkbox"/>	+\$0
LA	light ash <input type="checkbox"/>	+\$0
LM	mahogany <input type="checkbox"/>	+\$0
LU	soft white <input type="checkbox"/>	+\$0
MT	medium tone <input type="checkbox"/>	+\$0
SG	slate grey <input type="checkbox"/>	+\$0
WA	wheat <input type="checkbox"/>	+\$0
WL	sandstone <input type="checkbox"/>	+\$0
WN	warm grey neutral <input type="checkbox"/>	+\$0

Step 10. Lock		
<i>For no top (NT) or 1 1/4"-high laminate top with vinyl edge (TL)</i>		
NL	no lock <input type="checkbox"/>	+\$0

For 1"-high painted metal top with squared edge (T1), 1¼"-high painted metal top with squared edge (T2), 1¼"-high painted metal top with radius edge (T3), 1¼"-high recut veneer top (TR), 1¼"-high cathedral recut veneer top (J3), or 1¼"-high wood veneer top (TF)

KA	keyed alike <input type="checkbox"/>	+\$32
KC	keyed differently, chrome <input type="checkbox"/>	+\$32
KD	keyed differently, black <input type="checkbox"/>	+\$32

Step 11. Configuration (Top Module)

		1518-	1522-	1528-	1818-	1822-	
V	file <input type="checkbox"/>	+\$221	225	236	226	233	
Q	box/box <input type="checkbox"/>	+\$321	326	337	326	325	
						1828-	
V	file <input type="checkbox"/>						+\$245
Q	box/box <input type="checkbox"/>						+\$347

Step 12. Configuration (2nd Module from Top)

		1518-	1522-	1528-	1818-	1822-	
V	file <input type="checkbox"/>	+\$221	225	236	226	233	
Q	box/box <input type="checkbox"/>	+\$321	326	337	326	334	
						1828-	
V	file <input type="checkbox"/>						+\$245
Q	box/box <input type="checkbox"/>						+\$347

Step 13. Configuration (3rd Module from Top)

For 3 modules (3), 4 modules (4), 5 modules (5), or 6 modules (6)

		1518-	1522-	1528-	1818-	1822-	
V	file <input type="checkbox"/>	+\$221	225	236	226	233	
Q	box/box <input type="checkbox"/>	+\$321	326	337	326	334	
						1828-	
V	file <input type="checkbox"/>						+\$245
Q	box/box <input type="checkbox"/>						+\$347

Step 14. Configuration (4th Module from Top)

For 4 modules (4), 5 modules (5), or 6 modules (6)

		1518-	1522-	1528-	1818-	1822-	
V	file <input type="checkbox"/>	+\$221	225	236	226	233	
Q	box/box <input type="checkbox"/>	+\$321	326	337	326	334	
						1828-	
V	file <input type="checkbox"/>						+\$245
Q	box/box <input type="checkbox"/>						+\$347

Step 15. Configuration (5th Module from Top)

For 5 modules (5) or 6 modules (6)

		1518-	1522-	1528-	1818-	1822-
V	file <input type="checkbox"/>	+\$221	225	236	226	233
Q	box/box <input type="checkbox"/>	+\$321	326	337	326	334

V	file <input type="checkbox"/>	1828-
		+\$245
Q	box/box <input type="checkbox"/>	+\$347

Step 16. Configuration (6th Module from Top)

For 6 modules (6)

		1518-	1522-	1528-	1818-	1822-	
V	file <input type="checkbox"/>	+\$221	225	236	226	233	
Q	box/box <input type="checkbox"/>	+\$321	326	337	326	334	
						1828-	
V	file <input type="checkbox"/>						+\$245
Q	box/box <input type="checkbox"/>						+\$347

Step 17. Base Height

		18-	22-	28-
B1	1"-high base <input type="checkbox"/>	+\$59	71	75
B2	1½"-high base <input type="checkbox"/>	+\$59	71	75
B3	2¼"-high base <input type="checkbox"/>	+\$59	71	75
B4	3¼"-high base <input type="checkbox"/>	+\$59	71	75
B5	4¼"-high base <input type="checkbox"/>	+\$88	99	113
BA	1"-high recessed base <input type="checkbox"/>	+\$88	99	113
BB	1½"-high recessed base <input type="checkbox"/>	+\$88	99	113
BC	2¼"-high recessed base <input type="checkbox"/>	+\$88	99	113
BD	3¼"-high recessed base <input type="checkbox"/>	+\$88	99	113

Step 18. Counterweight

For 18" deep (18-)

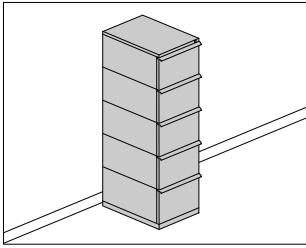
CB	counterweight <input type="checkbox"/>	+\$97
-----------	--	-------

For 22" deep (22-) or 28" deep (28-)

NO	no counterweight <input type="checkbox"/>	+\$0
CB	counterweight <input type="checkbox"/>	+\$97

Contour-Pull Vertical File

35-15
35-18



Product Information

Description

This 15"- or 18"-wide stacking vertical file has stained wood or painted aluminum contour pulls and smooth or textured steel. The file has no top or a metal or laminate top. Each module can be specified as 1 file drawer or 2 box drawers. File drawers include a file compressor; box drawers include an adjustable drawer divider. A positive interlock system permits only 1 drawer to open at a time. 1 lock controls all drawers. 5 base heights are available; all bases include adjustable glides.

Actual vertical file depths are 17⁷/₈", 21⁷/₈", or 27⁷/₈".

Notes

1 counterweight is included for 18"-deep vertical files. For additional stability on 22"- and 28"-deep files, specify counterweight (CB).

Dimensional illustrations do not include all possible configurations.

For work surface on top of 1 or more vertical files, order file top (TPL or TPV) separately.

18"-deep file drawers have 14" of filing capacity. 22"-deep file drawers have 18" of filing capacity. 28"-deep file drawers have 24" of filing capacity.

Order optional accessories for 15"-wide file separately:

- Drawer divider (73-1567-D)
- File drawer organizer (73-9874-FDO)
- File drawer organizer (LG901)
- Pencil tray (73-1516-PT)
- Stationery tray (73-7082-SST)

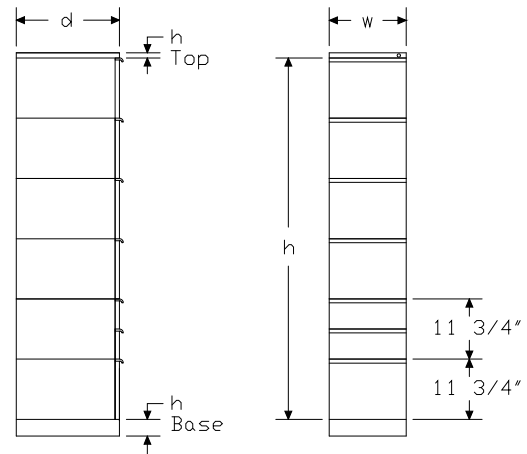
Order optional accessories for 18"-wide file separately:

- Drawer divider (73-1867-D)
- File drawer organizer (LG901)
- Pencil tray (73-1816-PT)
- Stationery tray (73-7082-SST-SP)

No lock option (NL) can only be specified on files with no top option (NT) or laminate top options (T5 or TL).

For keyed-alike locks, order lock plugs separately. See Keyed-Alike Information in Appendices.

Dimensions



h	
2	23 1/2
3	35 1/4
4	47
5	58 3/4
6	70 1/2

All dimensions are in inches.

Specification Information		
Step 1.		
35-	A	
Step 2. Width		
15	15" wide A	\$0
18	18" wide A	\$0
Step 3. Depth		
18-	18" deep A	+\$0
22-	22" deep A	+\$0
28-	28" deep A	+\$0
Step 4. Number of Modules		
2	2 modules A	+\$0
3	3 modules A	+\$0
4	4 modules A	+\$0
5	5 modules A	+\$0
6	6 modules A	+\$0
Step 5. Paint/Steel Type		
SS	smooth paint on smooth steel A	+\$0
TS	smooth paint on textured steel A	+\$0
XS	textured paint on smooth steel A	+\$0
Step 6. Surface Finish		
<i>For smooth paint on smooth steel (SS) or smooth paint on textured steel (TS)</i>		
Nonmetallic Paint		+\$0
Metallic Paint		+\$65
Sand Texture Paint		
<i>For textured paint on smooth steel (XS)</i>		
7L	dune A	+\$0
7M	chai A	+\$0
7N	grass A	+\$0
7U	blue ridge A	+\$0
7V	loden A	+\$0
7W	napa A	+\$0
7Y	sedona A	+\$0
7Z	mink A	+\$0
8T	gull A	+\$0
8Y	moonbeam A	+\$0
B4	blue medium A	+\$0
ZK	cappuccino A	+\$0

Bright Sand Texture Paint		
<i>For textured paint on smooth steel (XS)</i>		
91	white A	+\$0
CL	cool grey neutral A	+\$0
G1	graphite A	+\$0
WN	warm grey neutral A	+\$0
Step 7. Pull Type		
<i>For smooth paint on smooth steel (SS) or smooth paint on textured steel (TS)</i>		
1P	smooth paint A	+\$0
1S	stained A	+\$0
<i>For textured paint on smooth steel (XS)</i>		
1S	stained A	+\$0
1T	textured paint A	+\$0
Step 8. Pull Finish		
<i>For smooth paint (1P)</i>		
Nonmetallic Paint		+\$0
Metallic Paint		+\$5
Wood Finish		
<i>For stained (1S)</i>		
V3	cherry A	+\$6
Z3	warm red cherry A	+\$6
Z5	maple A	+\$6
ED	aged cherry A	+\$8
EG	medium brown walnut A	+\$8
EK	medium red walnut A	+\$8
EY	light anigre A	+\$8
UL	natural maple A	+\$8
UQ	light cherry A	+\$8
UV	red cherry A	+\$8
UX	walnut on cherry A	+\$8
Recut Finish		
<i>For stained (1S)</i>		
RA	light ash A	+\$0
RK	mahogany dark A	+\$0
RM	mahogany A	+\$0

Sand Texture Paint			
<i>For textured paint (1T)</i>			
7L	dune A		+\$0
7M	chai A		+\$0
7N	grass A		+\$0
7U	blue ridge A		+\$0
7V	loden A		+\$0
7W	napa A		+\$0
7Y	sedona A		+\$0
7Z	mink A		+\$0
8T	gull A		+\$0
8Y	moonbeam A		+\$0
B4	blue medium A		+\$0
ZK	cappuccino A		+\$0

Bright Sand Texture Paint			
<i>For textured paint (1T)</i>			
91	white A		+\$0
CL	cool grey neutral A		+\$0
G1	graphite A		+\$0
WN	warm grey neutral A		+\$0

Step 9. Top				
		18-	22-	28-
NT	no top A	+\$0	0	0
T1	1"-high painted metal top with squared edge A	+\$39	45	54
T2	1 1/4"-high painted metal top with squared edge A	+\$39	45	54
T3	1 1/4"-high painted metal top with radius edge A	+\$96	102	111
TL	1 1/4"-high laminate top with vinyl edge A	+\$106	112	119
TR	1 1/4"-high recut veneer top A	+\$176	182	191
J3	1 1/4"-high cathedral recut veneer top A	+\$179	186	194
TF	1 1/4"-high wood veneer top A	+\$181	188	196

Step 10.			
Top Finish: Solid-Color Laminate			
<i>For 1 1/4"-high laminate top with vinyl edge (TL)</i>			
8Q	folkstone grey A		+\$0
91	white A		+\$0
CL	cool grey neutral A		+\$0
HF	inner tone light A		+\$0
HT	inner tone A		+\$0
LT	light tone A		+\$0
LU	soft white A		+\$0
WL	sandstone A		+\$0
WN	warm grey neutral A		+\$0

Top Finish: Fiber Laminate			
<i>For 1 1/4"-high laminate top with vinyl edge (TL)</i>			
1X	vanilla A		+\$0
2X	wheat A		+\$0
3X	celery A		+\$0
4X	coriander A		+\$0
5X	chamomile A		+\$0
6X	cinnamon A		+\$0
7X	cardamom A		+\$0
8X	kale A		+\$0

Top Finish: Frosted Laminate			
<i>For 1 1/4"-high laminate top with vinyl edge (TL)</i>			
J4	frosted light grey A		+\$0
J5	frosted inner tone light A		+\$0
J6	frosted slate grey A		+\$0
J7	frosted medium tone A		+\$0
J8	frosted black A		+\$0

Top Finish: Wood-Grain Laminate			
<i>For 1 1/4"-high laminate top with vinyl edge (TL)</i>			
LA	light ash A		+\$0
LM	mahogany A		+\$0

Top Finish: Zephyr Laminate			
<i>For 1 1/4"-high laminate top with vinyl edge (TL)</i>			
D1	canyon A		+\$0
DC	misted A		+\$0
DF	twilight A		+\$0
DQ	desert A		+\$0

Veneer Top Finish: Recut Veneer		
<i>For 1 1/4"-high recut veneer top (TR)</i>		
RA	light ash <input type="checkbox"/>	+\$0
RK	mahogany dark <input type="checkbox"/>	+\$0
RM	mahogany <input type="checkbox"/>	+\$0

Veneer Top Finish: Recut Veneer		
<i>For 1 1/4"-high cathedral recut veneer top (J3)</i>		
DU	cathedral recut natural maple <input type="checkbox"/>	+\$0
HU	cathedral recut light anigre <input type="checkbox"/>	+\$0
JU	cathedral recut aged cherry <input type="checkbox"/>	+\$0
VU	cathedral recut light brown walnut <input type="checkbox"/>	+\$0
WU	cathedral recut walnut on cherry <input type="checkbox"/>	+\$0
XU	cathedral recut medium red cherry <input type="checkbox"/>	+\$0
ZU	cathedral recut chocolate brown sapele <input type="checkbox"/>	+\$0

Veneer Top Finish: Wood Veneer		
<i>For 1 1/4"-high wood veneer top (TF)</i>		
V3	cherry <input type="checkbox"/>	+\$15
Z3	warm red cherry <input type="checkbox"/>	+\$15
Z5	maple <input type="checkbox"/>	+\$15
2U	light brown walnut <input type="checkbox"/>	+\$20
3U	medium red cherry <input type="checkbox"/>	+\$20
6U	chocolate brown sapele <input type="checkbox"/>	+\$20
ED	aged cherry <input type="checkbox"/>	+\$20
EG	medium brown walnut <input type="checkbox"/>	+\$20
EK	medium red walnut <input type="checkbox"/>	+\$20
EY	light anigre <input type="checkbox"/>	+\$20
UL	natural maple <input type="checkbox"/>	+\$20
UQ	light cherry <input type="checkbox"/>	+\$20
UV	red cherry <input type="checkbox"/>	+\$20
UX	walnut on cherry <input type="checkbox"/>	+\$20

Step 11. Edge Finish		
<i>For 1 1/4"-high laminate top with vinyl edge (TL)</i>		
8Q	folkstone grey <input type="checkbox"/>	+\$0
91	white <input type="checkbox"/>	+\$0
BU	black umber <input type="checkbox"/>	+\$0
CL	cool grey neutral <input type="checkbox"/>	+\$0
CM	cinnamon <input type="checkbox"/>	+\$0
CO	chamomile <input type="checkbox"/>	+\$0
G2	graphite satin <input type="checkbox"/>	+\$0
HF	inner tone light <input type="checkbox"/>	+\$0
HT	inner tone <input type="checkbox"/>	+\$0
LA	light ash <input type="checkbox"/>	+\$0
LM	mahogany <input type="checkbox"/>	+\$0
LU	soft white <input type="checkbox"/>	+\$0
MT	medium tone <input type="checkbox"/>	+\$0
SG	slate grey <input type="checkbox"/>	+\$0
WA	wheat <input type="checkbox"/>	+\$0
WL	sandstone <input type="checkbox"/>	+\$0
WN	warm grey neutral <input type="checkbox"/>	+\$0

Step 12. Lock		
<i>For no top (NT) or 1 1/4"-high laminate top with vinyl edge (TL)</i>		
NL	no lock <input type="checkbox"/>	+\$0
<i>For 1"-high painted metal top with squared edge (T1), 1 1/4"-high painted metal top with squared edge (T2), 1 1/4"-high painted metal top with radius edge (T3), 1 1/4"-high recut veneer top (TR), 1 1/4"-high cathedral recut veneer top (J3), or 1 1/4"-high wood veneer top (TF)</i>		
KA	keyed alike <input type="checkbox"/>	+\$32
KC	keyed differently, chrome <input type="checkbox"/>	+\$32
KD	keyed differently, black <input type="checkbox"/>	+\$32

Step 13. Configuration (Top Module)						
		1518-	1522-	1528-	1818-	1822-
V	file <input type="checkbox"/>	+\$248	255	266	253	262
Q	box/box <input type="checkbox"/>	+\$381	385	397	388	399
						1828-
V	file <input type="checkbox"/>					+\$275
Q	box/box <input type="checkbox"/>					+\$410

Step 14. Configuration (2nd Module from Top)						
		1518-	1522-	1528-	1818-	1822-
V	file <input type="checkbox"/>	+\$248	255	266	253	262
Q	box/box <input type="checkbox"/>	+\$381	385	397	388	399

Contour-Pull Vertical File *continued*

		1828-
V	file <input type="checkbox"/> A	+\$275
Q	box/box <input type="checkbox"/> A	+\$410

Step 15. Configuration (3rd Module from Top)
For 3 modules (3), 4 modules (4), 5 modules (5), or 6 modules (6)

		1518-	1522-	1528-	1818-	1822-
V	file <input type="checkbox"/> A	+\$248	255	266	253	262
Q	box/box <input type="checkbox"/> A	+\$381	385	397	388	399

		1828-
V	file <input type="checkbox"/> A	+\$275
Q	box/box <input type="checkbox"/> A	+\$410

Step 16. Configuration (4th Module from Top)
For 4 modules (4), 5 modules (5), or 6 modules (6)

		1518-	1522-	1528-	1818-	1822-
V	file <input type="checkbox"/> A	+\$248	255	266	253	262
Q	box/box <input type="checkbox"/> A	+\$381	385	397	388	399

		1828-
V	file <input type="checkbox"/> A	+\$275
Q	box/box <input type="checkbox"/> A	+\$410

Step 17. Configuration (5th Module from Top)
For 5 modules (5) or 6 modules (6)

		1518-	1522-	1528-	1818-	1822-
V	file <input type="checkbox"/> A	+\$248	255	266	253	262
Q	box/box <input type="checkbox"/> A	+\$381	385	397	388	399

		1828-
V	file <input type="checkbox"/> A	+\$275
Q	box/box <input type="checkbox"/> A	+\$410

Step 18. Configuration (6th Module from Top)
For 6 modules (6)

		1518-	1522-	1528-	1818-	1822-
V	file <input type="checkbox"/> A	+\$248	255	266	253	262
Q	box/box <input type="checkbox"/> A	+\$381	385	397	388	399

		1828-
V	file <input type="checkbox"/> A	+\$275
Q	box/box <input type="checkbox"/> A	+\$410

Step 19. Base Height

		18-	22-	28-
B1	1"-high base <input type="checkbox"/> A	+\$59	68	75
B2	1½"-high base <input type="checkbox"/> A	+\$59	68	75
B3	2¼"-high base <input type="checkbox"/> A	+\$59	68	75
B4	3¼"-high base <input type="checkbox"/> A	+\$59	68	75
B5	4¼"-high base <input type="checkbox"/> A	+\$88	99	113
BA	1"-high recessed base <input type="checkbox"/> A	+\$88	99	113
BB	1½"-high recessed base <input type="checkbox"/> A	+\$88	99	113
BC	2¼"-high recessed base <input type="checkbox"/> A	+\$88	99	113
BD	3¼"-high recessed base <input type="checkbox"/> A	+\$88	99	113

Step 20. Counterweight

For 18" deep (18-)

CB	counterweight <input type="checkbox"/> A	+\$97
-----------	--	-------

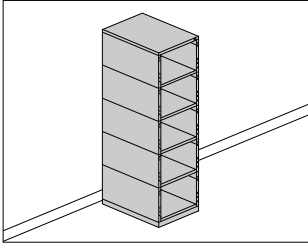
For 22" deep (22-) or 28" deep (28-)

NO	no counterweight <input type="checkbox"/> A	+\$0
CB	counterweight <input type="checkbox"/> A	+\$97

Meridian® Vertical Files

Frontless Vertical File

33-15
33-18



Meridian® Vertical Files

Product Information

Description

This 15"- or 18"-wide stacking vertical file has smooth or textured steel and accepts customer's own fronts. The file has no top or a metal or laminate top. Each module can be specified as 1 file drawer or 2 box drawers. File drawers include a file compressor; box drawers include an adjustable drawer divider. A positive interlock system permits only 1 drawer to open at a time. 1 lock controls all drawers. 5 base heights are available; all bases include adjustable glides.

Actual vertical file depths are 17⁷/₈", 21⁷/₈", or 27⁷/₈".

Notes

1 counterweight is included for 18"-deep vertical files. For additional stability on 22"- and 28"-deep files, specify counterweight (CB).

Dimensional illustrations do not include all possible configurations.

For work surface on top of 1 or more vertical files, order file top (TPL or TPV) separately.

18"-deep file drawers have 14" of filing capacity. 22"-deep file drawers have 18" of filing capacity. 28"-deep file drawers have 24" of filing capacity.

Order optional accessories for 15"-wide file separately:

- Drawer divider (73-1567-D)
- File drawer organizer (73-9874-FDO)
- File drawer organizer (LG901)
- Pencil tray (73-1516-PT)
- Stationery tray (73-7082-SST)

Order optional accessories for 18"-wide file separately:

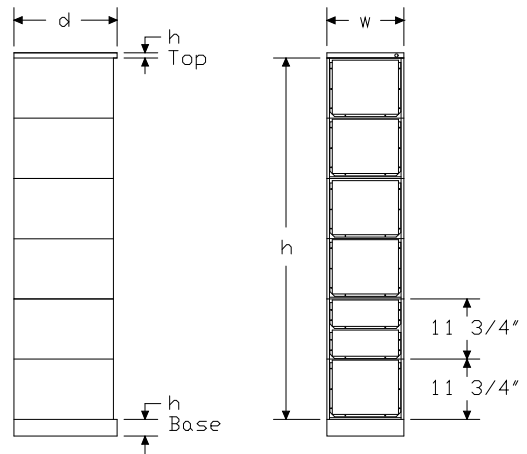
- Drawer divider (73-1867-D)
- File drawer organizer (LG901)
- Pencil tray (73-1816-PT)
- Stationery tray (73-7082-SST-SP)

No lock option (NL) can only be specified on files with no top option (NT) or laminate top options (T5 or TL).

See Meridian Filing and Storage Technical Specifications for template to create customer's own fronts for frontless vertical file.

For keyed-alike locks, order lock plugs separately. See Keyed-Alike Information in Appendices.

Dimensions



h	
2	23 1/2
3	35 1/4
4	47
5	58 3/4
6	70 1/2

All dimensions are in inches.

Specification Information

Step 1.

33- A

Step 2. Width

15 15" wide A \$0
18 18" wide A \$0

Step 3. Depth

18- 18" deep A +\$0
22- 22" deep A +\$0
28- 28" deep A +\$0

Step 4. Number of Modules

2 2 modules A +\$0
3 3 modules A +\$0
4 4 modules A +\$0
5 5 modules A +\$0
6 6 modules A +\$0

Step 5. Paint/Steel Type

SS smooth paint on smooth steel A +\$0
TS smooth paint on textured steel A +\$0
XS textured paint on smooth steel A +\$0

Step 6. Surface Finish

For smooth paint on smooth steel (SS) or smooth paint on textured steel (TS)

Nonmetallic Paint +\$0
 Metallic Paint +\$65

Sand Texture Paint

For textured paint on smooth steel (XS)

7L dune A +\$0
7M chai A +\$0
7N grass A +\$0
7U blue ridge A +\$0
7V loden A +\$0
7W napa A +\$0
7Y sedona A +\$0
7Z mink A +\$0
8T gull A +\$0
8Y moonbeam A +\$0
B4 blue medium A +\$0
ZK cappuccino A +\$0

Bright Sand Texture Paint

For textured paint on smooth steel (XS)

91 white A +\$0
CL cool grey neutral A +\$0
G1 graphite A +\$0
WN warm grey neutral A +\$0

Step 7. Top

		18-	22-	28-
NT	no top <input type="checkbox"/> A	+\$0	0	0
T1	1"-high painted metal top with squared edge <input type="checkbox"/> A	+\$39	45	54
T2	1¼"-high painted metal top with squared edge <input type="checkbox"/> A	+\$39	45	54
T3	1¼"-high painted metal top with radius edge <input type="checkbox"/> A	+\$96	102	111
TA	1¼"-high metal top with recessed front edge <input type="checkbox"/> A	+\$96	102	111
TL	1¼"-high laminate top with vinyl edge <input type="checkbox"/> A	+\$106	112	119
TR	1¼"-high recut veneer top <input type="checkbox"/> A	+\$176	182	191
J3	1¼"-high cathedral recut veneer top <input type="checkbox"/> A	+\$179	186	194
TF	1¼"-high wood veneer top <input type="checkbox"/> A	+\$181	188	196

Step 8.

Top Finish: Solid-Color Laminate

For 1¼"-high laminate top with vinyl edge (TL)

8Q folkstone grey A +\$0
91 white A +\$0
CL cool grey neutral A +\$0
HF inner tone light A +\$0
HT inner tone A +\$0
LT light tone A +\$0
LU soft white A +\$0
WL sandstone A +\$0
WN warm grey neutral A +\$0

Top Finish: Fiber Laminate

For 1¹/₄"-high laminate top with vinyl edge (TL)

1X	vanilla <input type="checkbox"/>	+\$0
2X	wheat <input type="checkbox"/>	+\$0
3X	celery <input type="checkbox"/>	+\$0
4X	coriander <input type="checkbox"/>	+\$0
5X	chamomile <input type="checkbox"/>	+\$0
6X	cinnamon <input type="checkbox"/>	+\$0
7X	cardamom <input type="checkbox"/>	+\$0
8X	kale <input type="checkbox"/>	+\$0

Top Finish: Frosted Laminate

For 1¹/₄"-high laminate top with vinyl edge (TL)

J4	frosted light grey <input type="checkbox"/>	+\$0
J5	frosted inner tone light <input type="checkbox"/>	+\$0
J6	frosted slate grey <input type="checkbox"/>	+\$0
J7	frosted medium tone <input type="checkbox"/>	+\$0
J8	frosted black <input type="checkbox"/>	+\$0

Top Finish: Wood-Grain Laminate

For 1¹/₄"-high laminate top with vinyl edge (TL)

LA	light ash <input type="checkbox"/>	+\$0
LM	mahogany <input type="checkbox"/>	+\$0

Top Finish: Zephyr Laminate

For 1¹/₄"-high laminate top with vinyl edge (TL)

D1	canyon <input type="checkbox"/>	+\$0
DC	misted <input type="checkbox"/>	+\$0
DF	twilight <input type="checkbox"/>	+\$0
DQ	desert <input type="checkbox"/>	+\$0

Veneer Top Finish: Recut Veneer

For 1¹/₄"-high recut veneer top (TR)

RA	light ash <input type="checkbox"/>	+\$0
RK	mahogany dark <input type="checkbox"/>	+\$0
RM	mahogany <input type="checkbox"/>	+\$0

Veneer Top Finish: Recut Veneer

For 1¹/₄"-high cathedral recut veneer top (J3)

DU	cathedral recut natural maple <input type="checkbox"/>	+\$0
HU	cathedral recut light anigre <input type="checkbox"/>	+\$0
JU	cathedral recut aged cherry <input type="checkbox"/>	+\$0
VU	cathedral recut light brown walnut <input type="checkbox"/>	+\$0
WU	cathedral recut walnut on cherry <input type="checkbox"/>	+\$0
XU	cathedral recut medium red cherry <input type="checkbox"/>	+\$0
ZU	cathedral recut chocolate brown sapele <input type="checkbox"/>	+\$0

Veneer Top Finish: Wood Veneer

For 1¹/₄"-high wood veneer top (TF)

V3	cherry <input type="checkbox"/>	+\$15
Z3	warm red cherry <input type="checkbox"/>	+\$15
Z5	maple <input type="checkbox"/>	+\$15
2U	light brown walnut <input type="checkbox"/>	+\$20
3U	medium red cherry <input type="checkbox"/>	+\$20
6U	chocolate brown sapele <input type="checkbox"/>	+\$20
ED	aged cherry <input type="checkbox"/>	+\$20
EG	medium brown walnut <input type="checkbox"/>	+\$20
EK	medium red walnut <input type="checkbox"/>	+\$20
EY	light anigre <input type="checkbox"/>	+\$20
UL	natural maple <input type="checkbox"/>	+\$20
UQ	light cherry <input type="checkbox"/>	+\$20
UV	red cherry <input type="checkbox"/>	+\$20
UX	walnut on cherry <input type="checkbox"/>	+\$20

Step 9. Edge Finish

For 1¹/₄"-high laminate top with vinyl edge (TL)

8Q	folkstone grey <input type="checkbox"/>	+\$0
91	white <input type="checkbox"/>	+\$0
BU	black umber <input type="checkbox"/>	+\$0
CL	cool grey neutral <input type="checkbox"/>	+\$0
CM	cinnamon <input type="checkbox"/>	+\$0
CO	chamomile <input type="checkbox"/>	+\$0
G2	graphite satin <input type="checkbox"/>	+\$0
HF	inner tone light <input type="checkbox"/>	+\$0
HT	inner tone <input type="checkbox"/>	+\$0
LA	light ash <input type="checkbox"/>	+\$0
LM	mahogany <input type="checkbox"/>	+\$0
LU	soft white <input type="checkbox"/>	+\$0
MT	medium tone <input type="checkbox"/>	+\$0
SG	slate grey <input type="checkbox"/>	+\$0
WA	wheat <input type="checkbox"/>	+\$0
WL	sandstone <input type="checkbox"/>	+\$0
WN	warm grey neutral <input type="checkbox"/>	+\$0

Step 10. Lock

For no top (NT) or 1¹/₄"-high laminate top with vinyl edge (TL)

NL	no lock <input type="checkbox"/>	+\$0
-----------	----------------------------------	------

For 1"-high painted metal top with squared edge (T1), 1¼"-high painted metal top with squared edge (T2), 1¼"-high painted metal top with radius edge (T3), 1¼"-high metal top with recessed front edge (TA), 1¼"-high recut veneer top (TR), 1¼"-high cathedral recut veneer top (J3), or 1¼"-high wood veneer top (TF)

KA	keyed alike <input type="checkbox"/>	+\$32
KC	keyed differently, chrome <input type="checkbox"/>	+\$32
KD	keyed differently, black <input type="checkbox"/>	+\$32

Step 11. Configuration (Top Module)

		1518-	1522-	1528-	1818-	1822-	
V	file <input type="checkbox"/>	+\$206	213	223	214	221	
Q	box/box <input type="checkbox"/>	+\$309	315	326	315	322	
						1828-	
V	file <input type="checkbox"/>						+\$229
Q	box/box <input type="checkbox"/>						+\$333

Step 12. Configuration (2nd Module from Top)

		1518-	1522-	1528-	1818-	1822-	
V	file <input type="checkbox"/>	+\$206	213	223	214	221	
Q	box/box <input type="checkbox"/>	+\$309	315	326	315	322	
						1828-	
V	file <input type="checkbox"/>						+\$229
Q	box/box <input type="checkbox"/>						+\$333

Step 13. Configuration (3rd Module from Top)

For 3 modules (3), 4 modules (4), 5 modules (5), or 6 modules (6)

		1518-	1522-	1528-	1818-	1822-	
V	file <input type="checkbox"/>	+\$206	213	223	214	221	
Q	box/box <input type="checkbox"/>	+\$309	315	326	315	322	
						1828-	
V	file <input type="checkbox"/>						+\$229
Q	box/box <input type="checkbox"/>						+\$333

Step 14. Configuration (4th Module from Top)

For 4 modules (4), 5 modules (5), or 6 modules (6)

		1518-	1522-	1528-	1818-	1822-	
V	file <input type="checkbox"/>	+\$206	213	223	214	221	
Q	box/box <input type="checkbox"/>	+\$309	315	326	315	322	
						1828-	
V	file <input type="checkbox"/>						+\$229
Q	box/box <input type="checkbox"/>						+\$333

Step 15. Configuration (5th Module from Top)

For 5 modules (5) or 6 modules (6)

		1518-	1522-	1528-	1818-	1822-	
V	file <input type="checkbox"/>	+\$206	213	223	214	221	
Q	box/box <input type="checkbox"/>	+\$309	315	326	315	322	
						1828-	
V	file <input type="checkbox"/>						+\$229
Q	box/box <input type="checkbox"/>						+\$333

Step 16. Configuration (6th Module from Top)

For 6 modules (6)

		1518-	1522-	1528-	1818-	1822-	
V	file <input type="checkbox"/>	+\$206	213	223	214	221	
Q	box/box <input type="checkbox"/>	+\$309	315	326	315	322	
						1828-	
V	file <input type="checkbox"/>						+\$229
Q	box/box <input type="checkbox"/>						+\$333

Step 17. Base Height

		18-	22-	28-
B1	1"-high base <input type="checkbox"/>	+\$59	68	75
B2	1½"-high base <input type="checkbox"/>	+\$59	68	75
B3	2¼"-high base <input type="checkbox"/>	+\$59	68	75
B4	3¼"-high base <input type="checkbox"/>	+\$59	68	75
B5	4¼"-high base <input type="checkbox"/>	+\$88	99	113
BA	1"-high recessed base <input type="checkbox"/>	+\$88	99	113
BB	1½"-high recessed base <input type="checkbox"/>	+\$88	99	113
BC	2¼"-high recessed base <input type="checkbox"/>	+\$88	99	113
BD	3¼"-high recessed base <input type="checkbox"/>	+\$88	99	113

Step 18. Counterweight

For 18" deep (18-)

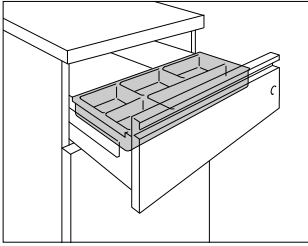
CB	counterweight <input type="checkbox"/>	+\$97
-----------	--	-------

For 22" deep (22-) or 28" deep (28-)

NO	no counterweight <input type="checkbox"/>	+\$0
CB	counterweight <input type="checkbox"/>	+\$97

Pencil Tray for Box Drawer,
Meridian® Pedestal

73-15
73-18



Meridian® Vertical File Accessories

Product Information

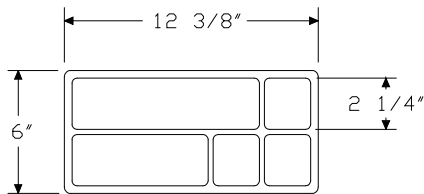

Description

This plastic drawer stores pencils and other small items in a box drawer. The 12"-wide pencil tray fits in a 15"-wide box drawer; the 15"-wide pencil tray fits in an 18"-wide box drawer. Finish is black amber.

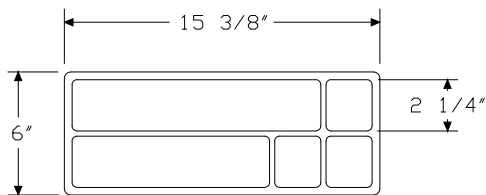
Notes

Pencil tray cannot be used in Tu™ pedestals or Quadrant® pedestals. For 5000 Series furniture, pencil tray can be used in standard-, bevel-, or contour-pull pedestals.

Dimensions



For 15" Wide Drawers



For 18" Wide Drawers

Specification Information

Step 1.

73-

Step 2. Width

1516-PT for 15"-wide drawer (for Meridian® pedestals and 5000 Series furniture)

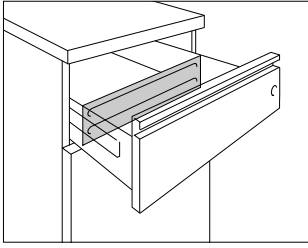
1816-PT for 18"-wide drawer (for Meridian pedestals)

Prices for Steps 1-2.

73-1516-PT	\$19
73-1816-PT	\$22

Drawer Divider for Box Drawer,
Meridian® Pedestal

73-15
73-18



Product Information


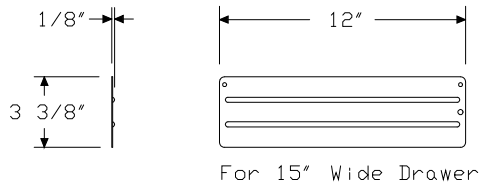
Description

This adjustable divider is used in a box drawer. The 12"-wide divider fits in a 15"-wide box drawer; the 15"-wide divider fits in an 18"-wide box drawer. Finish is black umber.

Notes

Drawer divider cannot be used in Tu™ pedestals or Quadrant® pedestals. For 5000 Series furniture, drawer divider can be used in standard-, bevel-, or contour-pull pedestals.

Dimensions



Specification Information

Step 1.

73-

Step 2. Width

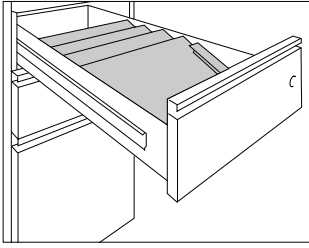
1567-D for 15"-wide drawer (for Meridian® pedestals and 5000 Series furniture)

1867-D for 18"-wide drawer (for Meridian pedestals)

Prices for Steps 1-2.

73-1567-D	\$12
73-1867-D	\$15

Stationery Tray for Box Drawer, Meridian® Pedestal 73-70



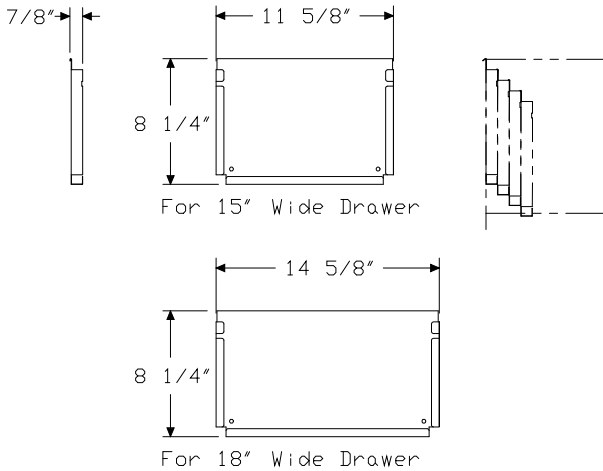
Meridian® Vertical File Accessories

Product Information

Description
 This sectioned tray stores envelopes, stationery, and forms in a box drawer. The 12"-wide tray fits in a 15"-wide box drawer; the 15"-wide tray fits in an 18"-wide box drawer. Finish is black umber.

Notes
 Stationery tray cannot be used in Tu™ pedestals or Quadrant® pedestals. For 5000 Series furniture, stationery tray can be used in standard-, bevel-, or contour-pull pedestals.

Dimensions



Specification Information

Step 1.
73-7082-

Step 2. Width

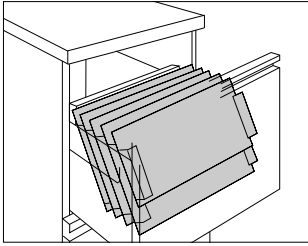
SST for 15"-wide drawer (for Meridian® pedestals and 5000 Series furniture)

SST-SP for 18"-wide drawer (for Meridian pedestals)

Prices for Steps 1-2.

73-7082- SST	\$75
SST-SP	\$85

File Drawer Organizer, Meridian® 73-98
Pedestal



Product Information

Description

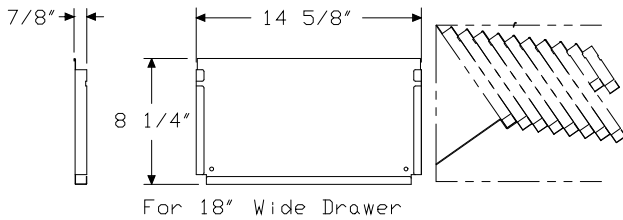
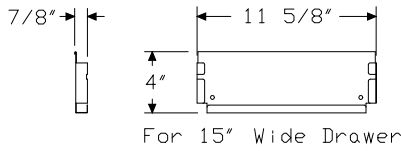
This sectioned organizer stores letter-size stationery and papers in a file drawer. The 12"-wide organizer fits in a 15"-wide file drawer; the 15"-wide organizer fits in an 18"-wide file drawer. Finish is black umber.

Notes

File drawer organizer cannot be used in Tu™ pedestals or Quadrant® pedestals.

For 5000 Series furniture, file drawer organizer can be used in standard-, bevel-, or contour-pull pedestals.

Dimensions



Specification Information

Step 1.

73-9874-

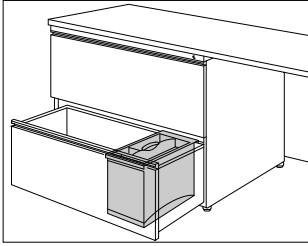
Step 2. Width

FDO for 15"-wide drawer (for Meridian® pedestals and 5000 Series furniture)

FDO-SP for 18"-wide drawer (for Meridian pedestals)

Prices for Steps 1-2.

73-9874-	FDO	\$135
	FDO-SP	\$163

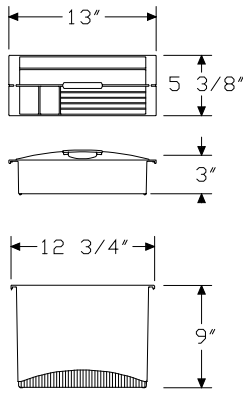


Product Information

Description

This 2-sectioned organizer fits into any file drawer arranged for letter-size filing. The removable top section stores computer disks and other small items. The bottom section stores larger items or can be divided into 3 compartments; it includes 2 vertical dividers. Finish is black umber.

Dimensions



Specification Information

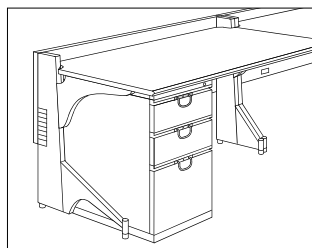
Step 1.

LG901

\$62

EnhancedAccess™ Pull

EAP-L

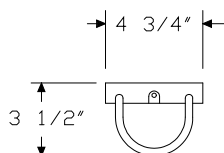


Product Information

Description

This plastic loop-style pull slides into the standard pull or Tu™ W-pull on a pedestal or lateral file drawer. It makes the drawer easier to open. Package contains 1 pull and attachment hardware.

Dimensions



Specification Information

Step 1.

EAP-

Step 2. Pull Style

L loop

Prices for Steps 1-2.

EAP-L \$37

Step 3. Finish

BU	black umber	+\$0
HF	inner tone light	+\$0
MT	medium tone	+\$0

Index by Product Name

Meridian® Vertical Files	
Bevel-Pull Vertical File	page(s) 9
Contour-Pull Vertical File	13
Drawer Divider for Box Drawer, Meridian® Pedestal	23
EnhancedAccess™ Pull	27
File Drawer Organizer	26
File Drawer Organizer, Meridian® Pedestal	25
Frontless Vertical File	18
Pencil Tray for Box Drawer, Meridian® Pedestal	22
Standard-Pull Vertical File	5
Stationery Tray for Box Drawer, Meridian® Pedestal	24




Index by Product Number

33-15	Frontless Vertical File	page(s) 18
33-18		
34-15	Bevel-Pull Vertical File	9
34-18		
35-15	Contour-Pull Vertical File	13
35-18		
36-15	Standard-Pull Vertical File	5
36-18		
73-15	Drawer Divider for Box Drawer, Meridian® Pedestal	23
73-15	Pencil Tray for Box Drawer, Meridian® Pedestal	22
73-18	Drawer Divider for Box Drawer, Meridian® Pedestal	23
73-18	Pencil Tray for Box Drawer, Meridian® Pedestal	22
73-70	Stationery Tray for Box Drawer, Meridian® Pedestal	24
73-98	File Drawer Organizer, Meridian® Pedestal	25
EAP-L	EnhancedAccess™ Pull	27
LG901	File Drawer Organizer	26

For more information about our products and services or to see a list of dealers, please visit us at www.HermanMiller.com or call (800) 851 1196.

This book is recyclable. Printed in U.S.A. on recycled paper.

© 2010 Herman Miller, Inc., Zeeland, Michigan

© HermanMiller, , Abak, Action Office, Aeron, Ambi, Ardea, Aside, Avive, Babble, C2, Caper, Celle, Co/Struc, DOT, Eames, Embody, Equa 2, Ergon 3, Ethospace, Fine-Tune, FlexFront, Formcoat, Ground Cloth, Herman Miller for Healthcare, Herman Miller Options, Intersect, Kinemat, Leaf, Lifework, Limerick, Meridian, Mirra, Passage, Pedastool, Pellicle, Perspectives, PostureFit, Prospects, Quadrant, Reaction, Resolve, RoomTune, Scooter, Stoa, Teneo, V-Wall, Vary Easy, Vivo, and Z-Axis are among the registered trademarks of Herman Miller, Inc., and its owned subsidiaries.

TM About Face, AireWeave, Airia, Arrio, Backfit, Boomerang, Bubbletack, Burdick Group, Celeste, Cellular Suspension, CLT, CoActive, Cognita, Compass, Cygnus, Enchord, EnhancedAccess, E-Wall, Flex-Edge, Flute, Harmonic, Herman Miller for the Home, Herman Miller International Collection, Herman Miller Select, Hopsak 2, Intent, Iota, Keyless Entry, Latitude, Lyris, Multiscrim, My Studio Environments, Nelson, Pixelated Support, Programmable Environments, Q, Rapunzel, Recline Selector, Sense, Setu, Stackable, Stackable Storage, The Be Collection, Thinking is good for you, TriFlex, Tu, and Twist are among the trademarks of Herman Miller, Inc., and its owned subsidiaries.

SM TAP, Textile Alliance Program and Thoughtpile are among the service marks of Herman Miller, Inc.

Chemsurf is a registered trademark of Wilsonart International.

Corian is a registered trademark of DuPont.

FLEXNET is a trademark of Milliken & Co.

Floor Saver GlideTM is a trademark of Carpin Manufacturing Inc.

Geiger is a registered trademark of Geiger International.

Goetz is a trademark of Mark W. Goetz.

Hang-It-All is a registered trademark of Lucia Eames Demetrios, d.b.a. Eames Office.

Holophane is a registered trademark of Holophane.

Ingeo is a trademark of Cargill Dow LLC.

Microsoft and Natural Keyboard are registered trademarks of Microsoft Corporation.

Noguchi[®] is a registered trademark of The Isamu Noguchi Foundation and Garden Museum.

Qt Quiet technology and Qt are trademarks of Cambridge Sound Management, Inc.