

Tu™ Filing and Storage

Prices effective December 7, 2009
Published January 2010

Introduction	page 2
Tu™ Lateral Files	3
Lateral Files	5
Overfiles	18
Lateral File Accessories	24
Tu™ Pedestals	29
Pedestals	31
Pedestal Accessories	85
Tu™ Storage Towers	91
Storage Towers	93
Storage Tower Accessories	112
Tu™ Storage Cases	119
Storage Cases	121
Shelves	127
Tu™ Bookcases	129
Bookcases	131
Shelves	133
Indices	135
By Name	135
By Number	137
Appendices	
To view and/or print price book appendices, select the appropriate price book from www.HermanMiller.com .	

Introduction

A Note on the Organization of This Book

There are a few signals that will help you understand the organization of this book. Once you know them, you should be able to find your way around easily.

Like a newspaper, this book is formatted with columns of text and illustrations that run vertically.

Information wraps from one column to the next and continues for as many pages as it needs to.

Black bars are clues.

A black bar at the top of a page signals the start of information about a product.

This information is divided into two sections, each signaled by a black bar. Product Information includes a description, additional notes, and dimensional drawings. Specification Information, which always begins at the top of a column, includes a series of steps. Each step represents a decision you need to make in order to complete your product number. Steps must be followed sequentially. The number of pages needed to complete information on a product varies; some will be complete in one page; others may fill three or four pages. Just continue going through the steps until you run into the next product, signaled by the black bar at the top of the page.

Black tabs running along the outside edge of the page help you locate what section you are in or what section you want to go to. You can thumb forwards or backwards to find a section; tabs and text appear on both sides of the page.

The additional pages in the back of the book include the appendices and indices. They are signaled by a long black bar running along the outside edge of the page.

The index is presented two ways.

The first index is in alphabetical order by product name. It can be helpful if you are new to the products and numbering scheme or if you are looking for a type of product, such as work chair or round table.

The second index is by product number. It lists, in alphanumeric order, the base product number, typically a five-digit number.

This book is effective December 7, 2009, subject to change without notice. Products may be purchased from authorized Herman Miller dealers who will quote prices upon request. For more information about our products and services or to see a list of dealers, visit www.HermanMiller.com.


All prices are list prices in US Dollars. Additional services, such as planning services, design, storage, and installation, are not included and must be added to these prices when the additional services are requested.


Illustrations, specifications, and prices are based on the latest information at the time of publication. The right is reserved to make changes at any time without notice in prices, fabrics, finishes, materials, specifications, and models, and also to discontinue models and finishes.

Dimensions shown in the drawings are engineering drawing dimensions rounded up to the nearest $\frac{1}{8}$ ". Product is shipped set up or knocked down. Products that include "Shipped knocked down" in the description require some assembly. If this statement does not appear in the description, the product is shipped assembled.

Service problems are normally handled by a Herman Miller authorized dealer. Where this cannot be accomplished on a local level, service problems should be referred to the Customer Care Representative for your region, Herman Miller, Inc., Zeeland, Michigan 49464.

20-Day or Less/Assigned Lead-Time Shipments

All products and options in this price book not designated by an Assigned Program icon  will ship in **20 business days or less** after being acknowledged by Herman Miller.

Products and options designated by an  are on the assigned lead-time program and may ship in 20 days, less than 20 days, or more than 20 days from order acknowledgement.

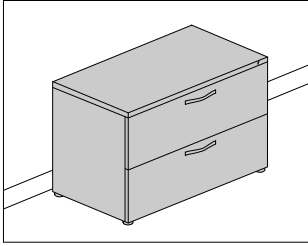
Lateral Files

Overfiles

Lateral File Accessories

Q-Pull Freestanding Lateral File

LQ20A.
LQ20D.



Product Information

Description

This lateral file has a painted or veneer front, smooth-steel case, and applied metal arc pulls. It includes 1" leveling glides and a positive interlock system that permits only 1 drawer or pullout shelf to open at a time. Drawers can be specified with side-to-side or front-to-back filing rails to accommodate letter-, legal-, and A4-size hanging files. The pullout shelf includes 3 file dividers.

Actual file depth is 19 3/8". Actual file width is 29 5/8", 35 5/8", or 41 5/8".

Interior height of the flipper door with pullout shelf is 10 1/4". Raised-height configuration adds 1/2" to overall height to fill the space between the top of the file and the underside of a surface.

Notes

Pull design conforms to guidelines of Americans with Disabilities Act (ADA).

Base on 2 drawers, raised height option (1) aligns with base on Tu storage towers.

2- or 3-high files that are not ganged or anchored require counterweights (option CB). When two 42"-wide, 4-high files are ganged side by side, each file requires a counterweight.

Counterweight specified with file is permanently installed. To order removable counterweight, specify file with no counterweight (option NO), and order counterweight (LG909.) separately.

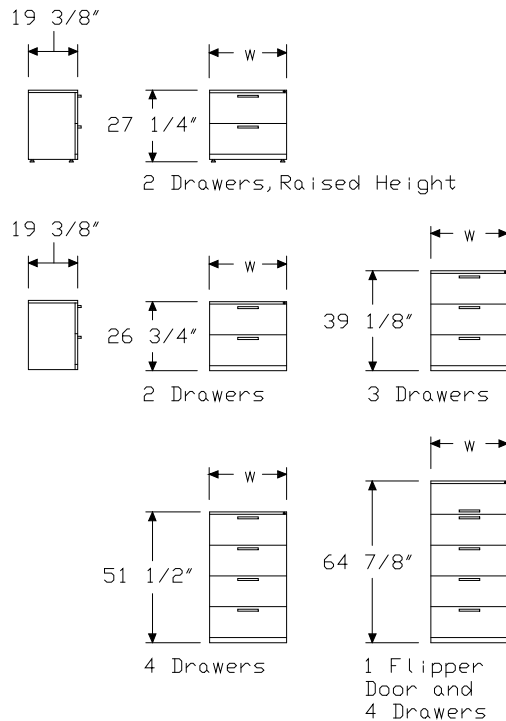
Veneer-front lateral files have a vertical grain direction.

Order optional accessories separately:

- File drawer organizer (LG901)
- Movable divider (9M100)

For keyed-alike locks, order lock plugs separately. See Keyed-Alike Information in Appendices.

Dimensions



Q-Pull Freestanding Lateral File

continued

Tu™ Lateral Files

Specification Information

Step 1.

LQ20

Step 2. Front Material

- D.** painted metal front
- A.** veneer front

Step 3. Width

- 30** 30" wide
- 36** 36" wide
- 42** 42" wide

Step 4. Configuration

For painted metal front (D.)

- 1** 2 drawers, raised height
- 2** 2 drawers
- 3** 3 drawers
- 4** 4 drawers
- 5** 1 flipper door with pullout shelf and 4 drawers

For veneer front (A.)

- 1** 2 drawers, raised height
- 2** 2 drawers
- 3** 3 drawers
- 4** 4 drawers

Prices for Steps 1-4.

	1	2	3	4	5
LQ20D. 30	\$1080	1080	1463	1750	2274
36	\$1130	1130	1508	1858	2360
42	\$1228	1228	1574	1954	2419
LQ20A. 30	\$1355	1355	1841	2229	—
36	\$1405	1405	1885	2337	—
42	\$1503	1503	1952	2433	—

Step 5. Paint/Steel Type

- SS** smooth paint on smooth steel +\$0
- XS** textured paint on smooth steel +\$0

Step 6. Surface Finish

For smooth paint on smooth steel (SS)

8Q	folkstone grey	+\$0
BU	black umber	+\$0
HF	inner tone light	+\$0
LT	light tone	+\$0
LU	soft white	+\$0
MT	medium tone	+\$0
SG	slate grey	+\$0
WL	sandstone	+\$0
CN	metallic champagne	+\$65
EH	metallic bronze	+\$65
MS	metallic silver	+\$65

Sand Texture Paint

For textured paint on smooth steel (XS)

7L	dune	+\$0
7M	chai	+\$0
7N	grass	+\$0
7U	blue ridge	+\$0
7V	loden	+\$0
7W	napa	+\$0
7Y	sedona	+\$0
7Z	mink	+\$0
8T	gull	+\$0
8Y	moonbeam	+\$0
B4	blue medium	+\$0
ZK	cappuccino	+\$0

Bright Sand Texture Paint

For textured paint on smooth steel (XS)

91	white	+\$0
CL	cool grey neutral	+\$0
G1	graphite	+\$0
WN	warm grey neutral	+\$0

Q-Pull Freestanding Lateral File

continued

Step 7. Front Finish

Recut Veneer

For veneer front (A.) with 2 drawers, raised height (1), 2 drawers (2), 3 drawers (3), or 4 drawers (4)

		1	2	3	4
RA	light ash	+\$0	0	0	0
RK	mahogany dark	+\$0	0	0	0
RM	mahogany	+\$0	0	0	0
DU	cathedral recut natural maple	+\$0	0	10	25
HU	cathedral recut light anigre	+\$0	0	10	25
JU	cathedral recut aged cherry	+\$0	0	10	25
VU	cathedral recut light brown walnut	+\$0	0	10	25
WU	cathedral recut walnut on cherry	+\$0	0	10	25
XU	cathedral recut medium red cherry	+\$0	0	10	25
ZU	cathedral recut chocolate brown sapele	+\$0	0	10	25

Wood Veneer

For veneer front (A.) with 2 drawers, raised height (1), 2 drawers (2), 3 drawers (3), or 4 drawers (4)

		1	2	3	4
V3	cherry	+\$30	30	55	80
Z3	warm red cherry	+\$30	30	55	80
Z5	maple	+\$30	30	55	80
2U	light brown walnut	+\$74	74	114	154
3U	medium red cherry	+\$74	74	114	154
6U	chocolate brown sapele	+\$74	74	114	154
ED	aged cherry	+\$74	74	114	154
EY	light anigre	+\$74	74	114	154
UL	natural maple	+\$74	74	114	154
UQ	light cherry	+\$74	74	114	154
UV	red cherry	+\$74	74	114	154
UX	walnut on cherry	+\$74	74	114	154

Step 8. Lock

KA	keyed alike	+\$0
KC	keyed differently, chrome	+\$0
KD	keyed differently, black	+\$0

Step 9. Pull Finish

BW	warm bronze	+\$0
NH	brushed nickel	+\$0
NK	black nickel	+\$0

Step 10. Counterweight

		30	36	42
NO	no counterweight (must gang or anchor)	+\$0	0	0
CB	counterweight (recommended)	+\$50	95	95

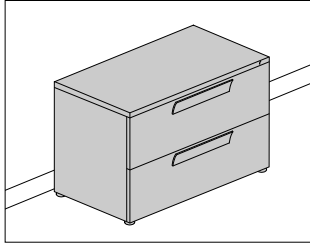
Step 11. Drawer Interior

For 2 drawers, raised height (1), 2 drawers (2), 3 drawers (3), or 4 drawers (4)

1R	front-to-back filing rail	+\$0
2R	side-to-side filing rail	+\$0

For 1 flipper door with pullout shelf and 4 drawers (5)

3R	front-to-back filing rail and dividers in flipper	+\$0
4R	side-to-side filing rail and dividers in flipper	+\$0



Product Information

Description

This lateral file has a smooth-steel case and applied 15" aluminum pulls (painted to match case, or anodized). It includes 1" leveling glides and a positive interlock system that permits only 1 drawer or pullout shelf to open at a time. Drawers can be specified with side-to-side or front-to-back filing rails to accommodate letter-, legal-, and A4-size hanging files.

Actual file depth is 19³/₈". Actual file width is 29⁵/₈", 35⁵/₈", or 41⁵/₈". Interior height of the flipper door with pullout shelf is 10¹/₄". Raised-height configuration adds 1/2" to the overall height to fill the space between the top of the file and the underside of a surface.

Notes

Base on 2 drawers, raised height option (1) aligns with base on Tu storage towers.

T-pull file complements Teneo® Storage Furniture.

2- or 3-high files that are not ganged or anchored require counterweights (option CB). When two 42"-wide, 4-high files are ganged side by side, each file requires a counterweight.

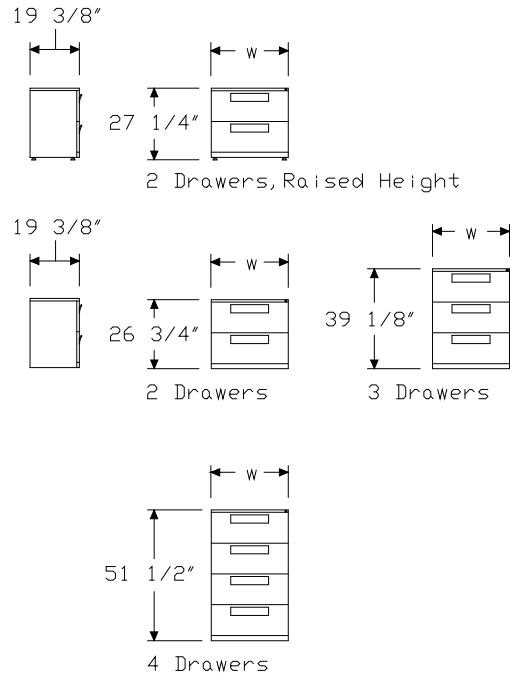
Counterweight specified with file is permanently installed. To order removable counterweight, specify file with no counterweight (option NO), and order counterweight (LG909.) separately.

Order optional accessories separately:

- File drawer organizer (LG901)
- Movable divider (GM100)

For keyed-alike locks, order lock plugs separately. See Keyed-Alike Information in Appendices.

Dimensions



T-Pull Freestanding Lateral File

continued

Specification Information

Step 1.

LT200.

Step 2. Width

30	30" wide
36	36" wide
42	42" wide

Step 3. Configuration

1	2 drawers, raised height
2	2 drawers
3	3 drawers
4	4 drawers

Prices for Steps 1-3.

	1	2	3	4
LT200. 30	\$1080	1080	1463	1750
36	\$1176	1176	1554	1904
42	\$1273	1273	1620	2000

Step 4. Paint/Steel Type

SS	smooth paint on smooth steel	+\$0
XS	textured paint on smooth steel	+\$0

Step 5. Surface Finish

For smooth paint on smooth steel (SS)

8Q	folkstone grey	+\$0
WL	sandstone	+\$0
CN	metallic champagne	+\$65
EH	metallic bronze	+\$65
MS	metallic silver	+\$65

Sand Texture Paint

For textured paint on smooth steel (XS)

7L	dune	+\$0
7M	chai	+\$0
7N	grass	+\$0
7U	blue ridge	+\$0
7V	loden	+\$0
7W	napa	+\$0
7Y	sedona	+\$0
7Z	mink	+\$0
8T	gull	+\$0
8Y	moonbeam	+\$0
B4	blue medium	+\$0
ZK	cappuccino	+\$0

Bright Sand Texture Paint

For textured paint on smooth steel (XS)

8Q	folkstone grey	+\$0
91	white	+\$0
CL	cool grey neutral	+\$0
G1	graphite	+\$0
WL	sandstone	+\$0
WN	warm grey neutral	+\$0

Step 6. Lock

KA	keyed alike	+\$0
KC	keyed differently, chrome	+\$0
KD	keyed differently, black	+\$0

Step 7. Pull Finish

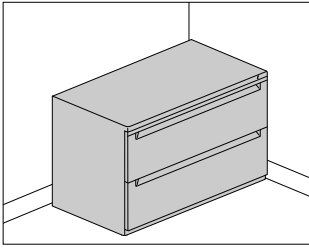
P	painted to match case	+\$0
A	clear anodized aluminum pull	+\$50

Step 8. Counterweight

		30	36	42
NO	no counterweight (must gang or anchor)	+\$0	0	0
CB	counterweight (recommended)	+\$50	95	95

Step 9. Drawer Interior

1R	front-to-back filing rail	+\$0
2R	side-to-side filing rail	+\$0



Product Information

Description

This lateral file has a smooth-steel case and full-width, recessed pulls. It includes 1" leveling glides and a positive interlock system that permits only 1 drawer or pullout shelf to open at a time. Drawers can be specified with side-to-side or front-to-back filing rails to accommodate letter-, legal-, and A4-size hanging files. The pullout shelf includes 3 file dividers.

Actual file depth is 19³/₈". Actual file width is 29⁵/₈", 35⁵/₈", or 41⁵/₈".

Interior height of the flipper door with pullout shelf is 10¹/₄". Raised-height configuration adds 1/2" to overall height to fill the space between the top of the file and the underside of a surface.

Notes

Base on 2 drawers, raised height option (1) aligns with base on Tu storage towers.

2- or 3-high files that are not ganged or anchored require counterweights (option CB). When two 42"-wide, 4-high files are ganged side by side, each file requires a counterweight.

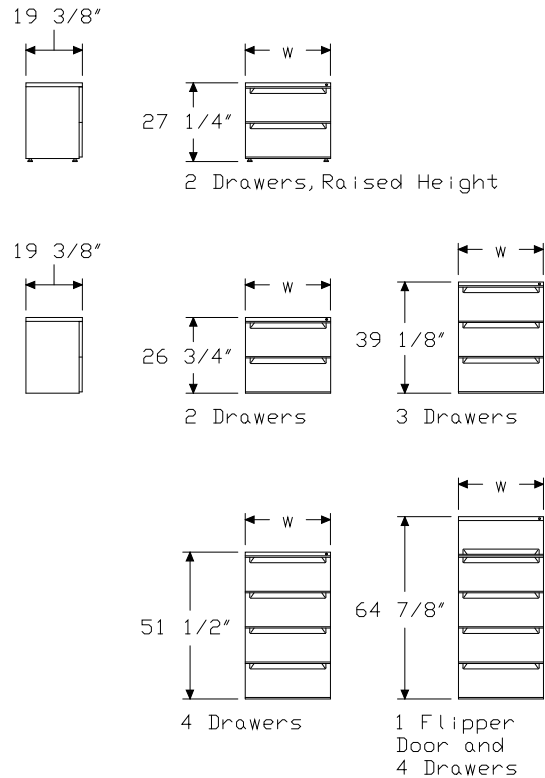
Counterweight specified with file is permanently installed. To order removable counterweight, specify file with no counterweight (option NO), and order counterweight (LG909.) separately.

Order optional accessories separately:

- File drawer organizer (LG901)
- Movable divider (GM100)

For keyed-alike locks, order lock plugs separately. See Keyed-Alike Information in Appendices.

Dimensions



V-Pull Freestanding Lateral File

continued

Specification Information

Step 1.

LV200.

Step 2. Width

30	30" wide
36	36" wide
42	42" wide

Step 3. Configuration

1	2 drawers, raised height
2	2 drawers
3	3 drawers
4	4 drawers
5	1 flipper door with pullout shelf and 4 drawers

Prices for Steps 1-3.

	1	2	3	4	5
LV200. 30	\$646	646	849	1073	1456
36	\$718	718	937	1182	1568
42	\$786	786	1024	1289	1719

Step 4. Paint/Steel Type

SS	smooth paint on smooth steel	+\$0
XS	textured paint on smooth steel	+\$0

Step 5. Surface Finish

For smooth paint on smooth steel (SS)

8Q	folkstone grey	+\$0
BU	black umber	+\$0
HF	inner tone light	+\$0
LT	light tone	+\$0
LU	soft white	+\$0
MT	medium tone	+\$0
SG	slate grey	+\$0
WL	sandstone	+\$0
CN	metallic champagne	+\$65
EH	metallic bronze	+\$65
MS	metallic silver	+\$65

Sand Texture Paint

For textured paint on smooth steel (XS)

7L	dune	+\$0
7M	chai	+\$0
7N	grass	+\$0
7U	blue ridge	+\$0
7V	loden	+\$0
7W	napa	+\$0
7Y	sedona	+\$0
7Z	mink	+\$0
8T	gull	+\$0
8Y	moonbeam	+\$0
B4	blue medium	+\$0
ZK	cappuccino	+\$0

Bright Sand Texture Paint

For textured paint on smooth steel (XS)

91	white	+\$0
CL	cool grey neutral	+\$0
G1	graphite	+\$0
WN	warm grey neutral	+\$0

Step 6. Lock

KA	keyed alike	+\$0
KC	keyed differently, chrome	+\$0
KD	keyed differently, black	+\$0

Step 7. Counterweight

	30	36	42	
NO	no counterweight (must gang or anchor)	+\$0	0	0
CB	counterweight (recommended)	+\$50	95	95

Step 8. Drawer Interior

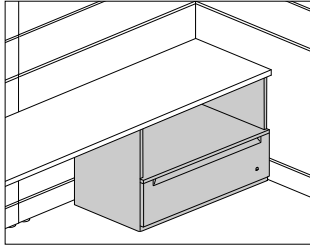
	1	2	3	4	
2R	side-to-side filing rail	+\$0	0	0	0
1R	front-to-back filing rail	+\$35	35	50	65

For 1 flipper door with pullout shelf and 4 drawers (5)

4R	side-to-side filing rail and dividers in flipper	+\$0
3R	front-to-back filing rail and dividers in flipper	+\$80

V-Pull Lateral File, with Open Shelf

LV260.



Tu™ Lateral Files

Product Information

Description

This lateral file attaches below a surface and has a file drawer in the lower section with an open shelf above and no finished top. It has a smooth-steel case and integrated base with 1" leveling glides. The drawer has a full-width, recessed pull, and can be specified with side-to-side or front-to-back filing rails to accommodate letter-, legal-, and A4-size hanging files.

Actual file depth is 19³/₈". Actual file width is 29⁵/₈", 35⁵/₈", or 41⁵/₈".

Notes

Lateral file attaches to a 24"-deep surface only.

When lateral file is attached to a surface, a counterweight is not required.

When attached to lateral file, surface height is 28¹/₂".

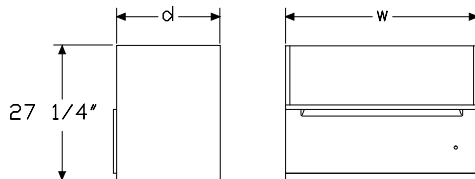
Counterweight specified with file is permanently installed. To order removable counterweight, specify file with no counterweight (option NO), and order counterweight (LG909.) separately.

Order optional accessories separately:

- File drawer organizer (LG901)
- Movable divider (gM100)
- Storage case shelf (LG940.)

For keyed-alike locks, order lock plugs separately. See Keyed-Alike Information in Appendices.

Dimensions



Specification Information

Step 1.

LV260.

Step 2. Width

30	30" wide
36	36" wide
42	42" wide

Prices for Steps 1-2.

LV260. 30	\$573
36	\$637
42	\$700

Step 3. Paint/Steel Type

SS	smooth paint on smooth steel	+\$0
XS	textured paint on smooth steel	+\$0

Step 4. Surface Finish

For smooth paint on smooth steel (SS)

8Q	folkstone grey	+\$0
BU	black umber	+\$0
HF	inner tone light	+\$0
LT	light tone	+\$0
LU	soft white	+\$0
MT	medium tone	+\$0
SG	slate grey	+\$0
WL	sandstone	+\$0
CN	metallic champagne	+\$65
EH	metallic bronze	+\$65
MS	metallic silver	+\$65

Sand Texture Paint

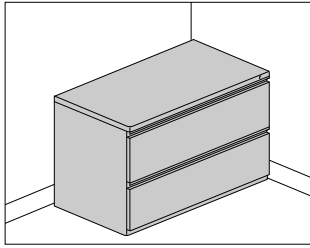
For textured paint on smooth steel (XS)

7L	dune	+\$0
7M	chai	+\$0
7N	grass	+\$0
7U	blue ridge	+\$0
7V	loden	+\$0
7W	napa	+\$0
7Y	sedona	+\$0
7Z	mink	+\$0
8T	gull	+\$0
8Y	moonbeam	+\$0
B4	blue medium	+\$0
ZK	cappuccino	+\$0

V-Pull Lateral File, with Open Shelf *continued*

Bright Sand Texture Paint				
<i>For textured paint on smooth steel (XS)</i>				
91	white			+\$0
CL	cool grey neutral			+\$0
G1	graphite			+\$0
WN	warm grey neutral			+\$0
Step 5. Lock				
KA	keyed alike			+\$0
KC	keyed differently, chrome			+\$0
KD	keyed differently, black			+\$0
Step 6. Counterweight				
		30	36	42
NO	no counterweight (must gang or anchor)	+\$0	0	0
CB	counterweight	+\$25	48	48
Step 7. Drawer Interior				
2R	side-to-side filing rail			+\$0
1R	front-to-back filing rail			+\$17

W-Pull Freestanding Lateral File LW200.



Tu™ Lateral Files

Product Information

Description

This lateral file has a smooth-steel case and full-width, integrated pulls. It includes 1" leveling glides and a positive interlock system that permits only 1 drawer or pullout shelf to open at a time. Drawers can be specified with side-to-side or front-to-back filing rails to accommodate letter-, legal-, and A4-size hanging files. The pullout shelf includes 3 dividers.

Actual file depth is 19³/₈". Actual file width is 29⁵/₈", 35⁵/₈", or 41⁵/₈". Interior height of the flipper door with pullout shelf is 10¹/₄". Raised-height configuration adds 1/2" to the overall height to fill the space between the top of the file and the underside of a surface.

Notes

Base on 2 drawers, raised height option (1) aligns with base on Tu storage towers.

2- or 3-high files that are not ganged or anchored require counterweights (option CB). When two 42"-wide, 4-high files are ganged side by side, each file requires a counterweight.

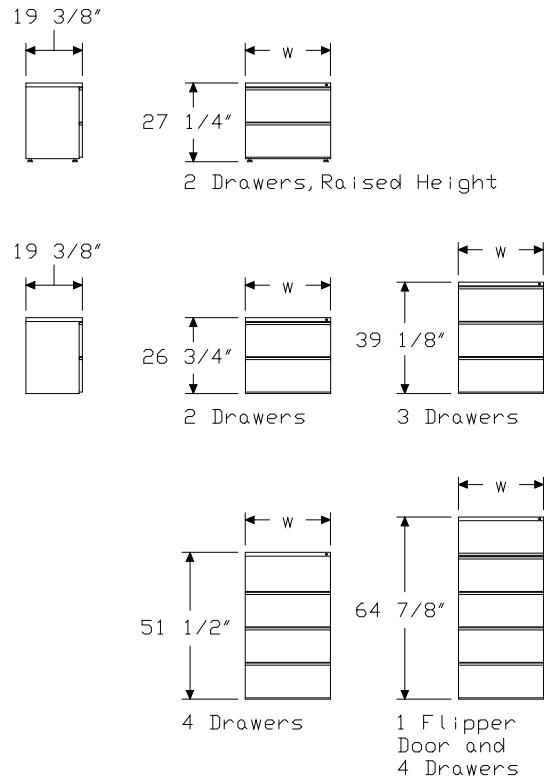
Counterweight specified with file is permanently installed. To order removable counterweight, specify file with no counterweight (option NO), and order counterweight (LG909.) separately.

Order optional accessories separately:

- File drawer organizer (LG901)
- Movable divider (GM100)

For keyed-alike locks, order lock plugs separately. See Keyed-Alike Information in Appendices.

Dimensions



W-Pull Freestanding Lateral File

continued

Specification Information

Step 1.

LW200.

Step 2. Width

30	30" wide
36	36" wide
42	42" wide

Step 3. Configuration

1	2 drawers, raised height
2	2 drawers
3	3 drawers
4	4 drawers
5	1 flipper door with pullout shelf and 4 drawers

Prices for Steps 1-3.

	1	2	3	4	5
LW200. 30	\$637	637	837	1033	1456
36	\$707	707	924	1138	1568
42	\$775	775	1009	1241	1719

Step 4. Paint/Steel Type

SS	smooth paint on smooth steel	+\$0
XS	textured paint on smooth steel	+\$0

Step 5. Surface Finish

For smooth paint on smooth steel (SS)

8Q	folkstone grey	+\$0
BU	black umber	+\$0
HF	inner tone light	+\$0
LT	light tone	+\$0
LU	soft white	+\$0
MT	medium tone	+\$0
SG	slate grey	+\$0
WL	sandstone	+\$0
CN	metallic champagne	+\$65
EH	metallic bronze	+\$65
MS	metallic silver	+\$65

Sand Texture Paint

For textured paint on smooth steel (XS)

7L	dune	+\$0
7M	chai	+\$0
7N	grass	+\$0
7U	blue ridge	+\$0
7V	loden	+\$0
7W	napa	+\$0
7Y	sedona	+\$0
7Z	mink	+\$0
8T	gull	+\$0
8Y	moonbeam	+\$0
B4	blue medium	+\$0
ZK	cappuccino	+\$0

Bright Sand Texture Paint

For textured paint on smooth steel (XS)

91	white	+\$0
CL	cool grey neutral	+\$0
G1	graphite	+\$0
WN	warm grey neutral	+\$0

Step 6. Lock

KA	keyed alike	+\$0
KC	keyed differently, chrome	+\$0
KD	keyed differently, black	+\$0

Step 7. Counterweight

	30	36	42	
NO	no counterweight (must gang or anchor)	+\$0	0	0
CB	counterweight (recommended)	+\$50	95	95

Step 8. Drawer Interior

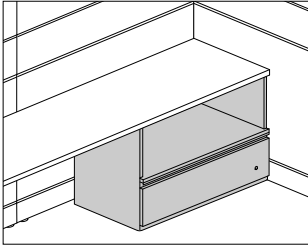
	1	2	3	4	
2R	side-to-side filing rail	+\$0	0	0	0
1R	front-to-back filing rail	+\$35	35	50	65

For 1 flipper door with pullout shelf and 4 drawers (5)

4R	side-to-side filing rail and dividers in flipper	+\$0
3R	front-to-back filing rail and dividers in flipper	+\$80

W-Pull Lateral File, with Open Shelf

LW260.



Tu™ Lateral Files

Product Information

Description

This lateral file attaches below a surface and has a file drawer in the lower section with an open shelf above and no finished top. It has a smooth-steel case and integrated base with 1" leveling glides. The drawer has a full-width, integrated pull, and can be specified with side-to-side or front-to-back filing rails to accommodate letter-, legal-, and A4-size hanging files.

Actual file depth is 19³/₈". Actual file width is 29⁵/₈", 35⁵/₈", or 41⁵/₈".

Notes

Lateral file attaches to a 24"-deep surface only.

When lateral file is attached to a surface, a counterweight is not required.

When attached to lateral file, surface height is 28¹/₂".

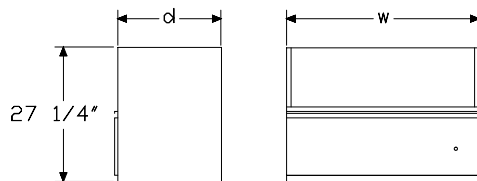
Counterweight specified with file is permanently installed. To order removable counterweight, specify file with no counterweight (option NO), and order counterweight (LG909.) separately.

Order optional accessories separately:

- File drawer organizer (LG901)
- Movable divider (gM100)
- Storage case shelf (LG940.)

For keyed-alike locks, order lock plugs separately. See Keyed-Alike Information in Appendices.

Dimensions



Specification Information

Step 1.

LW260.

Step 2. Width

30	30" wide
36	36" wide
42	42" wide

Prices for Steps 1-2.

LW260. 30	\$564
36	\$627
42	\$690

Step 3. Paint/Steel Type

SS	smooth paint on smooth steel	+\$0
XS	textured paint on smooth steel	+\$0

Step 4. Surface Finish

For smooth paint on smooth steel (SS)

8Q	folkstone grey	+\$0
BU	black umber	+\$0
HF	inner tone light	+\$0
LT	light tone	+\$0
LU	soft white	+\$0
MT	medium tone	+\$0
SG	slate grey	+\$0
WL	sandstone	+\$0
CN	metallic champagne	+\$65
EH	metallic bronze	+\$65
MS	metallic silver	+\$65

Sand Texture Paint

For textured paint on smooth steel (XS)

7L	dune	+\$0
7M	chai	+\$0
7N	grass	+\$0
7U	blue ridge	+\$0
7V	loden	+\$0
7W	napa	+\$0
7Y	sedona	+\$0
7Z	mink	+\$0
8T	gull	+\$0
8Y	moonbeam	+\$0
B4	blue medium	+\$0
ZK	cappuccino	+\$0

W-Pull Lateral File, with Open Shelf *continued*

Bright Sand Texture Paint
For textured paint on smooth steel (XS)

91	white	+\$0
CL	cool grey neutral	+\$0
G1	graphite	+\$0
WN	warm grey neutral	+\$0

Step 5. Lock

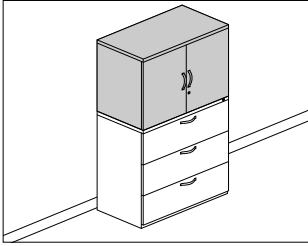
KA	keyed alike	+\$0
KC	keyed differently, chrome	+\$0
KD	keyed differently, black	+\$0

Step 6. Counterweight

		30	36	42
NO	no counterweight (must gang or anchor)	+\$0	0	0
CB	counterweight	+\$25	48	48

Step 7. Drawer Interior

2R	side-to-side filing rail	+\$0
1R	front-to-back filing rail	+\$17



Tu™ Overfiles

Product Information

Description

This overfile is field installed to the top of a Tu™ lateral file. It has hinged doors that open to 110°, a painted front, smooth-steel case and applied metal arc pull. File includes 1 shelf that is binder adjustable. Mounting hardware included.

Actual height is 26 1/8". Actual depth is 19 3/8". Actual width is 29 5/8", 35 5/8", or 41 5/8" to mount to same-width lateral file.

Notes

Pull design conforms to guidelines of Americans with Disabilities Act (ADA).

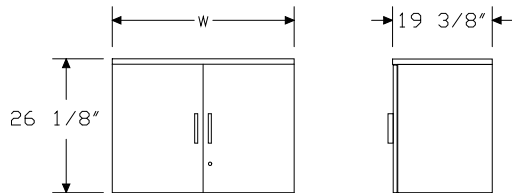
Overfile can only be mounted to top of 2-, 3-, or 4-drawer Tu lateral file.

Attachment of overfile requires drilling through top of lateral file.

Not available with veneer front.

For best aesthetics, mount overfile to Q-pull lateral file.

Dimensions



Specification Information

Step 1.

LQ410.

Step 2. Width

30	30" wide
36	36" wide
42	42" wide

Prices for Steps 1-2.

LQ410. 30	\$754
36	\$851
42	\$964

Step 3. Paint/Steel Type

SS	smooth paint on smooth steel	+\$0
XS	textured paint on smooth steel	+\$0

Step 4. Surface Finish

For smooth paint on smooth steel (SS)

8Q	folkstone grey	+\$0
BU	black umber	+\$0
HF	inner tone light	+\$0
LT	light tone	+\$0
LU	soft white	+\$0
MT	medium tone	+\$0
SG	slate grey	+\$0
WL	sandstone	+\$0
CN	metallic champagne	+\$65
EH	metallic bronze	+\$65
MS	metallic silver	+\$65

Sand Texture Paint

For textured paint on smooth steel (XS)

7L	dune	+\$0
7M	chai	+\$0
7N	grass	+\$0
7U	blue ridge	+\$0
7V	loden	+\$0
7W	napa	+\$0
7Y	sedona	+\$0
7Z	mink	+\$0
8T	gull	+\$0
8Y	moonbeam	+\$0
B4	blue medium	+\$0
ZK	cappuccino	+\$0

Q-Pull Add-On Overfile *continued*

Bright Sand Texture Paint

For textured paint on smooth steel (XS)

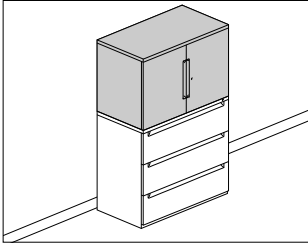
91	white	+\$0
CL	cool grey neutral	+\$0
G1	graphite	+\$0
WN	warm grey neutral	+\$0

Step 5. Lock

KA	keyed alike	+\$0
KC	keyed differently, chrome	+\$0
KD	keyed differently, black	+\$0

Step 6. Pull Finish

BW	warm bronze	+\$0
NH	brushed nickel	+\$0
NK	black nickel	+\$0



Tu™ Overfiles

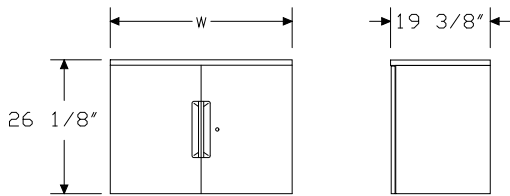
Product Information

Description
 This overfile is field installed to the top of a Tu™ lateral file. It has hinged doors that open to 110°, a smooth-steel case and full-width recessed pull. File includes 1 shelf that is binder adjustable. Mounting hardware included.
 Actual height is 26 1/8". Actual depth is 19 3/8". Actual width is 29 5/8", 35 5/8", or 41 5/8" to mount to same-width lateral file.

Notes

Overfile can only be mounted to top of 2-, 3-, or 4-drawer Tu lateral file.
 Attachment of overfile requires drilling through top of lateral file.
 For best aesthetics, mount overfile to V-pull lateral file.

Dimensions



Specification Information

Step 1.

LV410.

Step 2. Width

30	30" wide
36	36" wide
42	42" wide

Prices for Steps 1-2.

LV410. 30	\$719
36	\$810
42	\$918

Step 3. Paint/Steel Type

SS	smooth paint on smooth steel	+\$0
XS	textured paint on smooth steel	+\$0

Step 4. Surface Finish

For smooth paint on smooth steel (SS)

8Q	folkstone grey	+\$0
BU	black umber	+\$0
HF	inner tone light	+\$0
LT	light tone	+\$0
LU	soft white	+\$0
MT	medium tone	+\$0
SG	slate grey	+\$0
WL	sandstone	+\$0
CN	metallic champagne	+\$65
EH	metallic bronze	+\$65
MS	metallic silver	+\$65

Sand Texture Paint

For textured paint on smooth steel (XS)

7L	dune	+\$0
7M	chai	+\$0
7N	grass	+\$0
7U	blue ridge	+\$0
7V	loden	+\$0
7W	napa	+\$0
7Y	sedona	+\$0
7Z	mink	+\$0
8T	gull	+\$0
8Y	moonbeam	+\$0
B4	blue medium	+\$0
ZK	cappuccino	+\$0

V-Pull Add-On Overfile *continued*

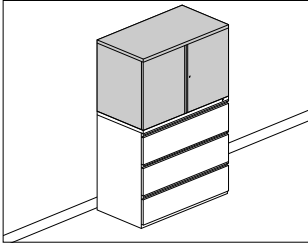
Bright Sand Texture Paint

For textured paint on smooth steel (XS)

91	white	+\$0
CL	cool grey neutral	+\$0
G1	graphite	+\$0
WN	warm grey neutral	+\$0

Step 5. Lock

KA	keyed alike	+\$0
KC	keyed differently, chrome	+\$0
KD	keyed differently, black	+\$0



Tu™ Overfiles

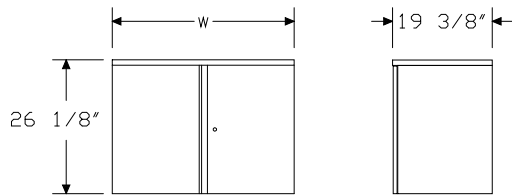
Product Information

Description
 This overfile is field installed to the top of a Tu™ lateral file. It has hinged doors that open to 110°, a smooth-steel case and full-width integrated pull. File includes 1 shelf that is binder adjustable. Mounting hardware included.
 Actual height is 26 1/8". Actual depth is 19 3/8". Actual width is 29 5/8", 35 5/8", or 41 5/8" to mount to same-width lateral file.

Notes

Overfile can only be mounted to top of 2-, 3-, or 4-drawer Tu lateral file.
 Attachment of overfile requires drilling through top of lateral file.
 For best aesthetics, mount overfile to W-pull lateral file.

Dimensions



Specification Information

Step 1.

LW410.

Step 2. Width

30	30" wide
36	36" wide
42	42" wide

Prices for Steps 1-2.

LW410. 30	\$719
36	\$810
42	\$918

Step 3. Paint/Steel Type

SS	smooth paint on smooth steel	+\$0
XS	textured paint on smooth steel	+\$0

Step 4. Surface Finish

For smooth paint on smooth steel (SS)

8Q	folkstone grey	+\$0
BU	black umber	+\$0
HF	inner tone light	+\$0
LT	light tone	+\$0
LU	soft white	+\$0
MT	medium tone	+\$0
SG	slate grey	+\$0
WL	sandstone	+\$0
CN	metallic champagne	+\$65
EH	metallic bronze	+\$65
MS	metallic silver	+\$65

Sand Texture Paint

For textured paint on smooth steel (XS)

7L	dune	+\$0
7M	chai	+\$0
7N	grass	+\$0
7U	blue ridge	+\$0
7V	loden	+\$0
7W	napa	+\$0
7Y	sedona	+\$0
7Z	mink	+\$0
8T	gull	+\$0
8Y	moonbeam	+\$0
B4	blue medium	+\$0
ZK	cappuccino	+\$0

W-Pull Add-On Overfile *continued*

Bright Sand Texture Paint

For textured paint on smooth steel (XS)

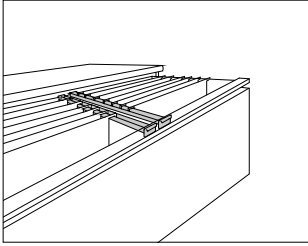
91	white	+\$0
CL	cool grey neutral	+\$0
G1	graphite	+\$0
WN	warm grey neutral	+\$0

Step 5. Lock

KA	keyed alike	+\$0
KC	keyed differently, chrome	+\$0
KD	keyed differently, black	+\$0

Front-to-Back Filing Rail, Tu™
Lateral File

LG904.

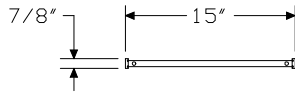


Product Information

Description

These black umber filing rails hold letter-, legal-, and A4-size hanging folders for front-to-back filing in a Tu™ or Quadrant® lateral file drawer. Package contains 2 rails.

Dimensions



Specification Information

Step 1.

LG904.

Step 2. Width

- 30** for 30"-wide drawers
- 36** for 36"-wide drawers
- 42** for 42"-wide drawers

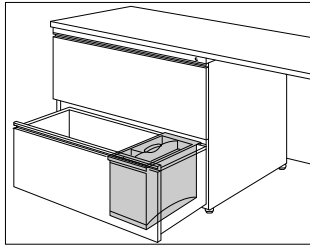
Prices for Steps 1-2.

LG904. 30	\$59
36	\$59
42	\$59

Tu™ Lateral File Accessories

File Drawer Organizer

LG901

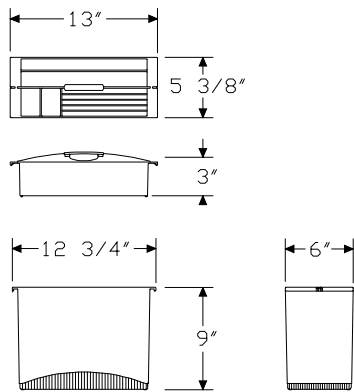


Product Information

Description

This 2-sectioned organizer fits into any file drawer arranged for letter-size filing. The removable top section stores computer disks and other small items. The bottom section stores larger items or can be divided into 3 compartments; it includes 2 vertical dividers. Finish is black umber.

Dimensions



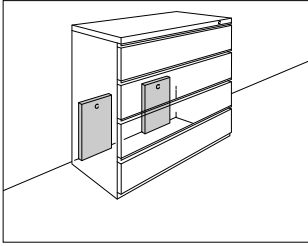
Specification Information

Step 1.

LG901

\$62

Counterweight, Tu™ Lateral File LG909.

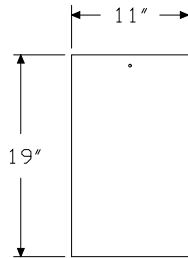


Tu™ Lateral File Accessories

Product Information

Description
 This counterweight is field installed to the inside back of a Tu™ or Quadrant® freestanding lateral file. It provides stability when file is not anchored or ganged to another file. Counterweight for 30" wide file includes 2 plates, counterweight for 36"- or 42"-wide file includes 4 plates. Mounting hardware included.

Dimensions



Specification Information

Step 1.

LG909.

Step 2. Width

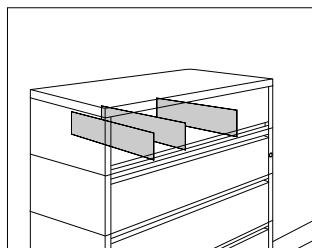
- 1** for 30"-wide file
- 2** for 36"- or 42"-wide file

Prices for Steps 1-2.

LG909. 1	\$88
2	\$164

Movable Divider, Meridian®,
 Quadrant® or Tu™ Lateral File

9M100
 9M300

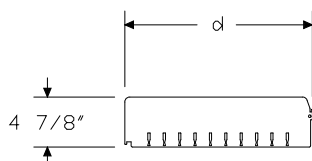


Product Information

Description

This adjustable metal divider fits into slots of an 18"- or 20"-deep Meridian® Stackable™ lateral file drawer. The 18"-deep divider also fits into a pullout shelf's slots on a Tu™ or Quadrant® 5-high lateral file. Finish is black umber.

Dimensions



Specification Information

Step 1.

9M

Step 2. Quantity

100 1 divider
300 3 dividers

Step 3. Depth

18 for Meridian® 18" deep Stackable lateral file modules or
 Quadrant® 20" deep flipper door with pullout shelf
20 for Meridian 20" deep Stackable lateral file modules

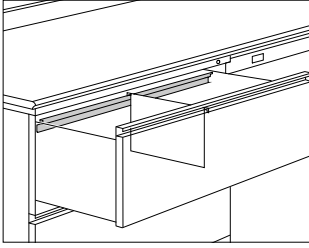
Prices for Steps 1-3.

9M100	18	\$11
	20	\$11
9M300	18	\$29
	20	\$29

Tu™ Lateral File Accessories

Side-to-Side Filing Rail, Tu™
Lateral File

LG902.



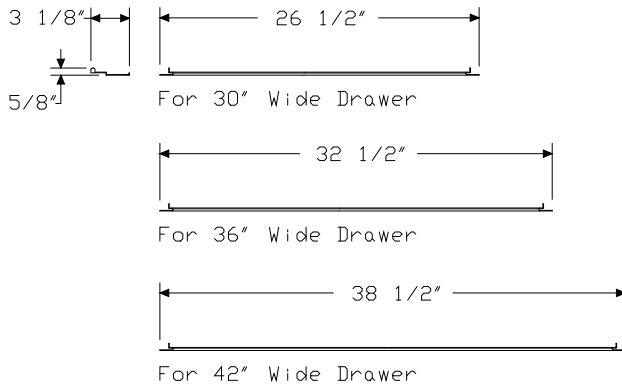
Tu™ Lateral File Accessories

Product Information

Description
This filing rail holds letter- or legal-size hanging folders for side-to-side filing in a Tu™ or Quadrant® lateral file drawer. Available in 3 sizes: 26½"-wide rail for 30"-wide drawer, 32½"-wide rail for 36"-wide drawer, and 38½"-wide rail for 42"-wide drawer.

Notes
Side-to-side filing rail cannot be used in Meridian Stackable™ lateral file drawers, Meridian Stackable Storage™ cabinet bottom module, or Meridian lateral storage tower.

Dimensions



Specification Information

Step 1.
LG902.

Step 2. Width

- 30** for 30"-wide drawers
- 36** for 36"-wide drawers
- 42** for 42"-wide drawers

Prices for Steps 1-2.

LG902. 30	\$21
36	\$21
42	\$21

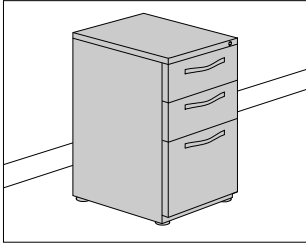
Pedestals

Pedestal Accessories



Q-Pull Freestanding Pedestal

LQ10A.
LQ10D.



Product Information

Description

This freestanding pedestal fits below a hanging or freestanding work surface. It has a painted or veneer front, smooth-steel case, applied metal arc pulls, and 1" leveling glides. Counterweight is included. Actual pedestal depth is 19³/₈", 23¹/₄", or 27³/₄". Raised-height configuration adds 7/₈" to overall height to fill the space between the top of the pedestal and the underside of a surface. Box drawers are available with full-extension or 3/₄-extension slides and include a drawer divider or utility tray. File drawers have full-extension slides and hold letter-size front-to-back hanging files. Each file drawer includes file converters for letter-, legal-, and A4-size side-to-side hanging files.

Notes

Pull design conforms to guidelines of Americans with Disabilities Act (ADA).

Base on 2 drawers, raised height option (1) aligns with base on Tu storage towers.

Pedestal will not fit below the following products:

- Action Office® table
- Ethospace® round-end peninsula with access

24"-deep pedestal will not fit below the following products:

- 24"-deep Ethospace work surface with cable management trough
- Action Office 60"-wide work surface
- Prospects® 60"-wide work surface

28"-deep pedestal will not fit below the following products:

- 30"-deep Ethospace work surface with cable management trough
- Action Office 60"-wide work surface
- Prospects 60"-wide work surface

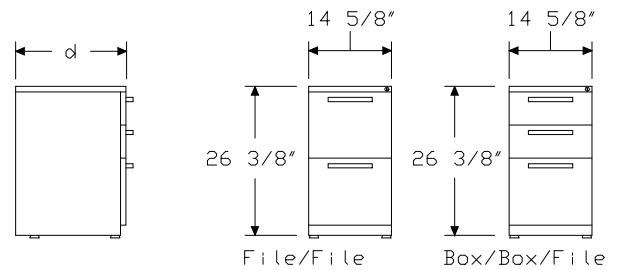
Grain direction is vertical for veneer-front pedestals.

Order optional accessories separately:

- File compressor (LG908)
- File drawer organizer (LG901)
- Pedestal stationery divider (LG905)

For keyed-alike locks, order lock plugs separately. See Keyed-Alike Information in Appendices.

Dimensions



Q-Pull Freestanding Pedestal

continued

Tu™ Pedestals

Specification Information		
Step 1.		
LQ10		
Step 2. Front Material		
D.	painting metal front	
A.	veneer front	
Step 3. Depth		
20	20" deep	
24	24" deep	
28	28" deep	
Step 4. Configuration		
BBF	box/box/file	
FF	file/file	
Prices for Steps 1-4.		
		BBF FF
LQ10D. 20		\$722 689
24		\$758 726
28		\$822 789
LQ10A. 20		\$934 901
24		\$970 938
28		\$1034 1001
Step 5. Slides		
<i>For box/box/file (BBF)</i>		
SR	¾-extension roller slides on box drawers, full-extension ball bearing on file drawer	-\$50
SB	full-extension ball-bearing	+\$0
<i>For file/file (FF)</i>		
SB	full-extension ball-bearing	+\$0
Step 6. Paint/Steel Type		
SS	smooth paint on smooth steel	+\$0
XS	textured paint on smooth steel	+\$0

Step 7. Surface Finish		
<i>For smooth paint on smooth steel (SS)</i>		
8Q	folkstone grey	+\$0
BU	black umber	+\$0
HF	inner tone light	+\$0
LT	light tone	+\$0
LU	soft white	+\$0
MT	medium tone	+\$0
SG	slate grey	+\$0
WL	sandstone	+\$0
CN	metallic champagne	+\$40
EH	metallic bronze	+\$40
MS	metallic silver	+\$40

Sand Texture Paint		
<i>For textured paint on smooth steel (XS)</i>		
7L	dune	+\$0
7M	chai	+\$0
7N	grass	+\$0
7U	blue ridge	+\$0
7V	loden	+\$0
7W	napa	+\$0
7Y	sedona	+\$0
7Z	mink	+\$0
8T	gull	+\$0
8Y	moonbeam	+\$0
B4	blue medium	+\$0
ZK	cappuccino	+\$0

Bright Sand Texture Paint		
<i>For textured paint on smooth steel (XS)</i>		
91	white	+\$0
CL	cool grey neutral	+\$0
G1	graphite	+\$0
WN	warm grey neutral	+\$0

Q-Pull Freestanding Pedestal

continued

Step 8. Front Finish For veneer front (A.)

Recut Veneer		
RA	light ash	+\$0
RK	mahogany dark	+\$0
RM	mahogany	+\$0
DU	cathedral recut natural maple	+\$40
HU	cathedral recut light anigre	+\$40
JU	cathedral recut aged cherry	+\$40
VU	cathedral recut light brown walnut	+\$40
WU	cathedral recut walnut on cherry	+\$40
XU	cathedral recut medium red cherry	+\$40
ZU	cathedral recut chocolate brown sapele	+\$40

Wood Veneer		
V3	cherry	+\$70
Z3	warm red cherry	+\$70
Z5	maple	+\$70
2U	light brown walnut	+\$107
3U	medium red cherry	+\$107
6U	chocolate brown sapele	+\$107
ED	aged cherry	+\$107
EY	light anigre	+\$107
UL	natural maple	+\$107
UQ	light cherry	+\$107
UV	red cherry	+\$107
UX	walnut on cherry	+\$107

Step 9. Lock		
KA	keyed alike	+\$0
KC	keyed differently, chrome	+\$0
KD	keyed differently, black	+\$0

Step 10. Pull Finish		
BW	warm bronze	+\$0
NH	brushed nickel	+\$0
NK	black nickel	+\$0


Step 11. Base Height		
1F	standard height	+\$0
2F	raised height	+\$0

Step 12. Drawer Interior

For box/box/file (BBF)		
NN	none	-\$25
2M	drawer divider in box drawers, 2 file converters in file drawer	+\$0
3M	drawer divider in one box drawer, pencil tray in one box drawer, 2 file converters in file drawer	+\$0
For file/file (FF)		
NN	none	-\$25
1M	2 file converters in each file drawer	+\$0

Q-Pull Mobile Pedestal

LQ11A.
LQ11D.



Tu™ Pedestals

Product Information

Description

This mobile pedestal fits below a hanging or freestanding work surface. It has a painted or veneer front, smooth-steel case, applied metal arc pulls, and black rubber casters. Counterweight is included.

Actual pedestal depth is 19³/₈" or 23¹/₄".

Box drawers are available with full-extension or 3/4-extension slides and include a drawer divider or utility tray. File drawers have full-extension slides and hold letter-size front-to-back hanging files. Each file drawer includes file converters for letter-, legal-, and A4-size side-to-side hanging files.

Notes

Pull design conforms to guidelines of Americans with Disabilities Act (ADA).

24"-deep pedestal will not fit below the following products:

- 24"-deep Ethospace® work surface with cable management trough
- Action Office® 60"-wide work surface
- Prospects® 60"-wide work surface

Mobile pedestal will not accept Meridian® retrofit cushion top (TC1-1, TC2-1).

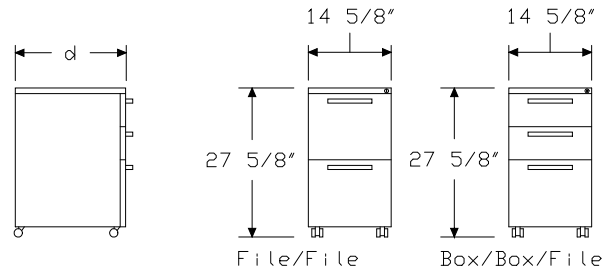
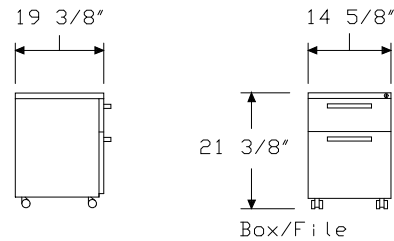
Grain direction is vertical for veneer-front pedestals.

Order optional accessories separately:

- File compressor (LG908)
- File drawer organizer (LG901)
- Pedestal stationery divider (LG905)

For keyed-alike locks, order lock plugs separately. See Keyed-Alike Information in Appendices.

Dimensions



Specification Information

Step 1.

LQ11

Step 2. Front Material

- D.** painted metal front
- A.** veneer front

Step 3. Depth

- 20** 20" deep
- 24** 24" deep

Step 4. Configuration

For 20" deep (20)

- BBF** box/box/file
- BF** box/file
- FF** file/file

For 24" deep (24)

- BBF** box/box/file
- FF** file/file

Prices for Steps 1-4.

	BBF	BF	FF
LQ11D. 20	\$786	659	699
24	\$828	—	733
LQ11A. 20	\$998	871	912
24	\$1040	—	945

Step 5. Slides

For box/box/file (BBF) or box/file (BF)

	BBF	BF
SR ¾-extension roller slides on box drawers, full-extension ball bearing on file drawer	-\$50	-25
SB full-extension ball-bearing	+\$0	0

For file/file (FF)

SB full-extension ball-bearing	+\$0
---------------------------------------	------

Step 6. Paint/Steel Type

- SS** smooth paint on smooth steel +\$0
- XS** textured paint on smooth steel +\$0

Step 7. Surface Finish

For smooth paint on smooth steel (SS)

8Q folkstone grey	+\$0
BU black umber	+\$0
HF inner tone light	+\$0
LT light tone	+\$0
LU soft white	+\$0
MT medium tone	+\$0
SG slate grey	+\$0
WL sandstone	+\$0
CN metallic champagne	+\$40
EH metallic bronze	+\$40
MS metallic silver	+\$40

Sand Texture Paint

For textured paint on smooth steel (XS)

7L dune	+\$0
7M chai	+\$0
7N grass	+\$0
7U blue ridge	+\$0
7V loden	+\$0
7W napa	+\$0
7Y sedona	+\$0
7Z mink	+\$0
8T gull	+\$0
8Y moonbeam	+\$0
B4 blue medium	+\$0
ZK cappuccino	+\$0

Bright Sand Texture Paint

For textured paint on smooth steel (XS)

91 white	+\$0
CL cool grey neutral	+\$0
G1 graphite	+\$0
WN warm grey neutral	+\$0

Step 8. Front Finish
For veneer front (A.)

Recut Veneer		
RA	light ash	+\$0
RK	mahogany dark	+\$0
RM	mahogany	+\$0
DU	cathedral recut natural maple	+\$40
HU	cathedral recut light anigre	+\$40
JU	cathedral recut aged cherry	+\$40
VU	cathedral recut light brown walnut	+\$40
WU	cathedral recut walnut on cherry	+\$40
XU	cathedral recut medium red cherry	+\$40
ZU	cathedral recut chocolate brown sapele	+\$40

Wood Veneer		
V3	cherry	+\$70
Z3	warm red cherry	+\$70
Z5	maple	+\$70
2U	light brown walnut	+\$107
3U	medium red cherry	+\$107
6U	chocolate brown sapele	+\$107
ED	aged cherry	+\$107
EY	light anigre	+\$107
UL	natural maple	+\$107
UQ	light cherry	+\$107
UV	red cherry	+\$107
UX	walnut on cherry	+\$107

Step 9. Lock

KA	keyed alike	+\$0
KC	keyed differently, chrome	+\$0
KD	keyed differently, black	+\$0

Step 10. Pull Finish

BW	warm bronze	+\$0
NH	brushed nickel	+\$0
NK	black nickel	+\$0

Step 11. Drawer Interior

For box/box/file (BBF)

NN	none	-\$25
2M	drawer divider in box drawers, 2 file converters in file drawer	+\$0
3M	drawer divider in one box drawer, pencil tray in one box drawer, 2 file converters in file drawer	+\$0

For box/file (BF)

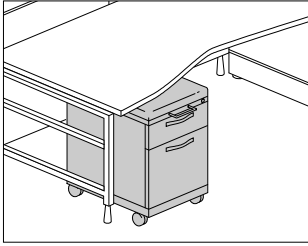
NN	none	-\$20
4M	drawer divider in box drawer, 2 file converters in file drawer	+\$0
5M	pencil tray in box drawer, 2 file converters in file drawer	+\$0

For file/file (FF)

NN	none	-\$25
1M	2 file converters in each file drawer	+\$0

Q-Pull Mobile Pedastool

LQ12A.
LQ12D.



Product Information

Description

This mobile pedastool® has a 2"-high cushion on top of a pedestal file to provide temporary guest seating. It has a painted or veneer front, smooth-steel case, applied metal arc pulls, and black amber casters.

Pedastool can be specified with a hand grip.

Actual pedastool depth is 19³/₈" or 23¹/₄".

Box drawers are available with full-extension or ³/₄-extension slides and include a drawer divider or utility tray. File drawers have full-extension slides and hold letter-size front-to-back hanging files. Each file drawer includes file converters for letter-, legal-, and A4-size side-to-side hanging files.

Notes

Pull design conforms to guidelines of Americans with Disabilities Act (ADA).

Grain direction is vertical for veneer-front pedastools.

Order optional accessories separately:

- File compressor (LG908)
- File drawer organizer (LG901)
- Pedestal stationery divider (LG905)

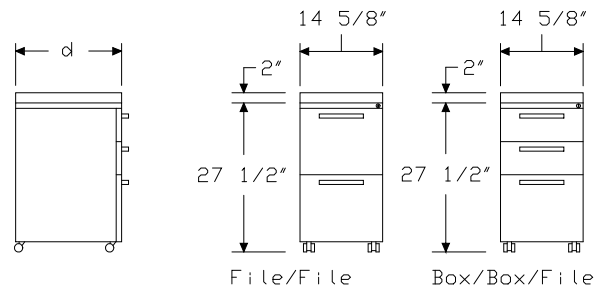
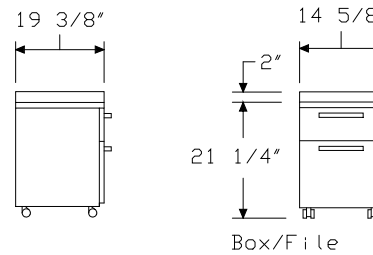
Pedastool cushion accepts Customer's Own Material (COM). Yardage is estimated for nondirectional, 54"-wide fabrics. Order ¹/₂ yard of fabric per cushion. For odd number of cushions, round up to next whole yard.

For information on multiple quantities or directional fabrics, contact COM Department. See Order Information in Appendices.

Pedastool is tested and warranted for use by persons 300 pounds and under.

For keyed-alike locks, order lock plugs separately. See Keyed-Alike Information in Appendices.

Dimensions



Specification Information

Step 1.

LQ12

Step 2. Front Material

- D.** painted metal front
- A.** veneer front

Step 3. Depth

- 20** 20" deep
- 24** 24" deep

Step 4. Configuration

For 20" deep (20)

- BBF** box/box/file
- BF** box/file
- FF** file/file

For 24" deep (24)

- BBF** box/box/file
- FF** file/file

Prices for Steps 1-4.

	BBF	BF	FF
LQ12D. 20	\$918	790	831
24	\$958	—	864
LQ12A. 20	\$1130	1002	1043
24	\$1170	—	1076

Step 5. Slides

For box/box/file (BBF) or box/file (BF)

	BBF	BF
SR ¾-extension roller slides on box drawers, full-extension ball bearing on file drawer	-\$50	-25
SB full-extension ball-bearing	+\$0	0

For file/file (FF)

SB full-extension ball-bearing	+\$0
---------------------------------------	------

Step 6. Paint/Steel Type

- SS** smooth paint on smooth steel +\$0
- XS** textured paint on smooth steel +\$0

Step 7. Surface Finish

For smooth paint on smooth steel (SS)

8Q folkstone grey	+\$0
BU black umber	+\$0
HF inner tone light	+\$0
LT light tone	+\$0
LU soft white	+\$0
MT medium tone	+\$0
SG slate grey	+\$0
WL sandstone	+\$0
CN metallic champagne	+\$40
EH metallic bronze	+\$40
MS metallic silver	+\$40

Sand Texture Paint

For textured paint on smooth steel (XS)

7L dune	+\$0
7M chai	+\$0
7N grass	+\$0
7U blue ridge	+\$0
7V loden	+\$0
7W napa	+\$0
7Y sedona	+\$0
7Z mink	+\$0
8T gull	+\$0
8Y moonbeam	+\$0
B4 blue medium	+\$0
ZK cappuccino	+\$0

Bright Sand Texture Paint

For textured paint on smooth steel (XS)

91 white	+\$0
CL cool grey neutral	+\$0
G1 graphite	+\$0
WN warm grey neutral	+\$0

Step 8. Front Finish
For veneer front (A.)

Recut Veneer		
RA	light ash	+\$0
RK	mahogany dark	+\$0
RM	mahogany	+\$0
DU	cathedral recut natural maple	+\$40
HU	cathedral recut light anigre	+\$40
JU	cathedral recut aged cherry	+\$40
VU	cathedral recut light brown walnut	+\$40
WU	cathedral recut walnut on cherry	+\$40
XU	cathedral recut medium red cherry	+\$40
ZU	cathedral recut chocolate brown sapele	+\$40

Wood Veneer		
V3	cherry	+\$70
Z3	warm red cherry	+\$70
Z5	maple	+\$70
2U	light brown walnut	+\$107
3U	medium red cherry	+\$107
6U	chocolate brown sapele	+\$107
ED	aged cherry	+\$107
EY	light anigre	+\$107
UL	natural maple	+\$107
UQ	light cherry	+\$107
UV	red cherry	+\$107
UX	walnut on cherry	+\$107

Step 9. Cushion Top Fabric	
Price Category 1	+\$0
Price Category 2	+\$35
Price Category 3	+\$50
Price Category 4	+\$66
Price Category 7	+\$147
Price Category 9	+\$938
Price Category B	+\$35
Price Category E	+\$87
Price Category G	+\$156
Price Category H	+\$207

Step 10. Handle		
HN	no hand grip	+\$0
H1	hand grip	+\$48

Step 11. Lock		
KA	keyed alike	+\$0
KC	keyed differently, chrome	+\$0
KD	keyed differently, black	+\$0

Step 12. Pull Finish		
BW	warm bronze	+\$0
NH	brushed nickel	+\$0
NK	black nickel	+\$0

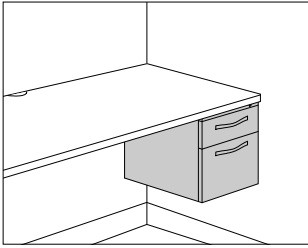
Step 13. Drawer Interior		
<i>For box/box/file (BBF)</i>		
NN	none	-\$25
2M	drawer divider in box drawers, 2 file converters in file drawer	+\$0
3M	drawer divider in one box drawer, pencil tray in one box drawer, 2 file converters in file drawer	+\$0

<i>For box/file (BF)</i>		
NN	none	-\$20
4M	drawer divider in box drawer, 2 file converters in file drawer	+\$0
5M	pencil tray in box drawer, 2 file converters in file drawer	+\$0

<i>For file/file (FF)</i>		
NN	none	-\$25
1M	2 file converters in each file drawer	+\$0

Q-Pull Suspended Pedestal

LQ13A.
LQ13D.



Tu™ Pedestals

Product Information

Description
This pedestal mounts under a predrilled hanging or freestanding work surface. It has a smooth-steel case and applied metal arc pulls.

Mounting hardware included.
Actual pedestal depth is 19^{3/8}".
The box drawer is available with full-extension or 3/4-extension slides and includes a drawer divider or utility tray. The file drawer has full-extension slides and holds letter-size front-to-back hanging files. It includes file converters for letter-, legal-, and A4-size side-to-side hanging files.

Notes

Pull design conforms to guidelines of Americans with Disabilities Act (ADA).

Pedestal will not mount under the following products:

- Action Office® table
- Ethospace® peninsula with access
- Ethospace work surface in off-module application

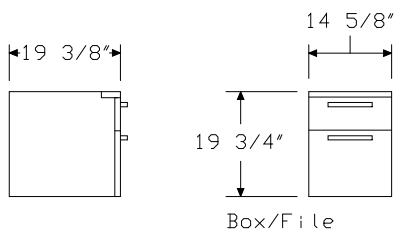
Grain direction is vertical for veneer-front pedestals.

Order optional accessories separately:

- File compressor (LG908)
- File drawer organizer (LG901)
- Pedestal stationery divider (LG905)

For keyed-alike locks, order lock plugs separately. See Keyed-Alike Information in Appendices.

Dimensions



Specification Information

Step 1.

LQ13

Step 2. Front Material

D.20BF painted metal front
A.20BF veneer front

Prices for Steps 1-2.

LQ13D.20BF	\$507
LQ13A.20BF	\$668

Step 3. Slides

SR	3/4-extension roller slides on box drawers, full-extension ball bearing on file drawer	-\$25
SB	full-extension ball-bearing	+\$0

Step 4. Paint/Steel Type

SS	smooth paint on smooth steel	+\$0
XS	textured paint on smooth steel	+\$0

Step 5. Surface Finish

For smooth paint on smooth steel (SS)

8Q	folkstone grey	+\$0
BU	black umber	+\$0
HF	inner tone laminate	+\$0
LT	light tone	+\$0
LU	soft white	+\$0
MT	medium tone	+\$0
SG	slate grey	+\$0
WL	sandstone	+\$0
CN	metallic champagne	+\$40
EH	metallic bronze	+\$40
MS	metallic silver	+\$40

Q-Pull Suspended Pedestal *continued*

Sand Texture Paint

For textured paint on smooth steel (XS)

7L	dune	+\$0
7M	chai	+\$0
7N	grass	+\$0
7U	blue ridge	+\$0
7V	loden	+\$0
7W	napa	+\$0
7Y	sedona	+\$0
7Z	mink	+\$0
8T	gull	+\$0
8Y	moonbeam	+\$0
B4	blue medium	+\$0
ZK	cappuccino	+\$0

Bright Sand Texture Paint

For textured paint on smooth steel (XS)

91	white	+\$0
CL	cool grey neutral	+\$0
G1	graphite	+\$0
WN	warm grey neutral	+\$0

Step 6. Front Finish

For veneer front (A.20BF)

Recut Veneer

RA	light ash	+\$0
RK	mahogany dark	+\$0
RM	mahogany	+\$0
DU	cathedral recut natural maple	+\$30
HU	cathedral recut light anigre	+\$30
JU	cathedral recut aged cherry	+\$30
VU	cathedral recut light brown walnut	+\$30
WU	cathedral recut walnut on cherry	+\$30
XU	cathedral recut medium red cherry	+\$30
ZU	cathedral recut chocolate brown sapele	+\$30

Wood Veneer

V3	cherry	+\$50
Z3	warm red cherry	+\$50
Z5	maple	+\$50
2U	light brown walnut	+\$75
3U	medium red cherry	+\$75
6U	chocolate brown sapele	+\$75
ED	aged cherry	+\$75
EY	light anigre	+\$75
UL	natural maple	+\$75
UQ	light cherry	+\$75
UV	red cherry	+\$75
UX	walnut on cherry	+\$75

Step 7. Lock

KA	keyed alike	+\$0
KC	keyed differently, chrome	+\$0
KD	keyed differently, black	+\$0

Step 8. Pull Finish

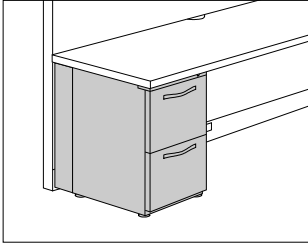
BW	warm bronze	+\$0
NH	brushed nickel	+\$0
NK	black nickel	+\$0

Step 9. Drawer Interior

NN	none	-\$20
4M	drawer divider in box drawer, 2 file converters in file drawer	+\$0
5M	pencil tray in box drawer, 2 file converters in file drawer	+\$0

Q-Pull Support Pedestal

LQ15A.
LQ15D.



Tu™ Pedestals

Product Information

Description

This pedestal attaches to both a work surface and a panel or frame at the end of a run or mid-run to provide support. It eliminates the need for a return panel/frame and connector or a work surface support panel. It has a painted or veneer front, smooth-steel case, applied metal arc pulls, and 1³/₄" leveling glides. The pedestal attaches under a work surface on the left or right side. Attachment hardware and support bracket are included.

The actual pedestal depth is 19³/₈", 23¹/₄", or 27³/₄". A 20"-deep pedestal supports a 24"-deep work surface. A 24"-deep pedestal supports a 30"-deep Ethospace® work surface with a cable management trough. A 28"-deep pedestal supports a 30"-deep work surface.

Box drawers are available with full-extension or 3/4-extension slides and include a drawer divider or utility tray. File drawers have full-extension slides and hold letter-size front-to-back hanging files. Each file drawer includes file converters for letter-, legal-, and A4-size side-to-side hanging files.

Notes

Pull design conforms to guidelines of Americans with Disabilities Act (ADA).

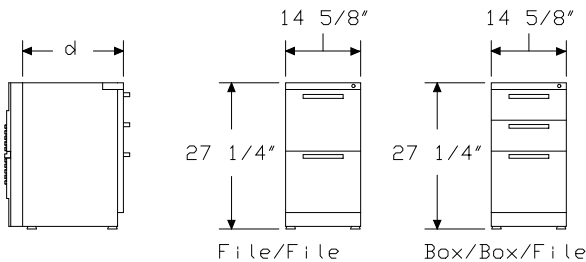
Grain direction is vertical for veneer-front pedestals.

Order optional accessories separately:

- File compressor (LG908)
- File drawer organizer (LG901)
- Pedestal stationery divider (LG905)

For keyed-alike locks, order lock plugs separately. See Keyed-Alike Information in Appendices.

Dimensions



Specification Information

Step 1.

LQ15

Step 2. Front Material

- D.** painted metal front
- A.** veneer front

Step 3. Depth

- 20** 20" deep
- 24** 24" deep
- 28** 28" deep

Step 4. Configuration

- BBF** box/box/file
- FF** file/file

Prices for Steps 1-4.

	BBF	FF
LQ15D. 20	\$788	711
24	\$889	800
28	\$988	890
<hr/>		
LQ15A. 20	\$1000	923
24	\$1101	1013
28	\$1200	1102

Step 5. Slides

For box/box/file (BBF)

- SR** 3/4-extension roller slides on box drawers, full-extension ball bearing on file drawer - \$50
- SB** full-extension ball-bearing + \$0

For file/file (FF)

- SB** full-extension ball-bearing + \$0

Step 6. Paint/Steel Type

- SS** smooth paint on smooth steel + \$0
- XS** textured paint on smooth steel + \$0

Step 7. Surface Finish

For smooth paint on smooth steel (SS)

8Q	folkstone grey	+\$0
BU	black umber	+\$0
HF	inner tone light	+\$0
LT	light tone	+\$0
LU	soft white	+\$0
MT	medium tone	+\$0
SG	slate grey	+\$0
WL	sandstone	+\$0
CN	metallic champagne	+\$40
EH	metallic bronze	+\$40
MS	metallic silver	+\$40

Sand Texture Paint

For textured paint on smooth steel (XS)

7L	dune	+\$0
7M	chai	+\$0
7N	grass	+\$0
7U	blue ridge	+\$0
7V	loden	+\$0
7W	napa	+\$0
7Y	sedona	+\$0
7Z	mink	+\$0
8T	gull	+\$0
8Y	moonbeam	+\$0
B4	blue medium	+\$0
ZK	cappuccino	+\$0

Bright Sand Texture Paint

For textured paint on smooth steel (XS)

91	white	+\$0
CL	cool grey neutral	+\$0
G1	graphite	+\$0
WN	warm grey neutral	+\$0

Step 8. Attachment Bracket

For smooth paint on smooth steel (SS)

1A	for Action Office® Series 1 and 2 radiused-edge work surface	+\$0
2A	for Action Office® Series 1 and 2 squared-edge work surface	+\$0
3A	for Prospects® System	+\$0
E1	for Ethospace® System	+\$0
F8	for Vivo® Interiors	+\$0

For textured paint on smooth steel (XS)

1A	for Action Office® Series 1 and 2 radiused-edge work surface	+\$0
2A	for Action Office® Series 1 and 2 squared-edge work surface	+\$0
E1	for Ethospace® System	+\$0
F8	for Vivo® Interiors	+\$0

Step 9. Front Finish

For veneer front (A.)

Recut Veneer

RA	light ash	+\$0
RK	mahogany dark	+\$0
RM	mahogany	+\$0
DU	cathedral recut natural maple	+\$40
HU	cathedral recut light anigre	+\$40
JU	cathedral recut aged cherry	+\$40
VU	cathedral recut light brown walnut	+\$40
WU	cathedral recut walnut on cherry	+\$40
XU	cathedral recut medium red cherry	+\$40
ZU	cathedral recut chocolate brown sapele	+\$40

Wood Veneer

V3	cherry	+\$70
Z3	warm red cherry	+\$70
Z5	maple	+\$70
2U	light brown walnut	+\$107
3U	medium red cherry	+\$107
6U	chocolate brown sapele	+\$107
ED	aged cherry	+\$107
EY	light anigre	+\$107
UL	natural maple	+\$107
UQ	light cherry	+\$107
UV	red cherry	+\$107
UX	walnut on cherry	+\$107

Step 10. Lock

KA	keyed alike	+\$0
KC	keyed differently, chrome	+\$0
KD	keyed differently, black	+\$0

Step 11. Pull Finish

BW	warm bronze	+\$0
NH	brushed nickel	+\$0
NK	black nickel	+\$0

Q-Pull Support Pedestal *continued*

Tu™ Pedestals

Step 12. Drawer Interior

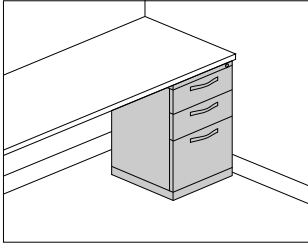
For box/box/file (BBF)

NN	none	-\$25
2M	drawer divider in box drawers, 2 file converters in file drawer	+\$0
3M	drawer divider in one box drawer, pencil tray in one box drawer, 2 file converters in file drawer	+\$0

For file/file (FF)

NN	none	-\$25
1M	2 file converters in each file drawer	+\$0

Q-Pull Surface-Attached Pedestal LQ14A.
LQ14D.



Product Information

Description

This pedestal attaches under a work surface on the left or right side to provide support and eliminates the need for a cantilever. It has a painted or veneer front, smooth-steel case, applied metal arc pulls, and 1" leveling glides. Attachment hardware is included.

Actual pedestal depth is 19³/₈", 23¹/₄", or 27³/₄". A 20"-deep pedestal supports a 24"-deep work surface. A 24"-deep pedestal supports a 30"-deep Ethospace® work surface with cable management trough. A 28"-deep pedestal supports a 30"-deep work surface. Raised-height configuration adds 3/4" to the overall height of the pedestal.

Box drawers are available with full-extension or 3/4"-extension slides and include a drawer divider or utility tray. File drawers have full-extension slides and hold letter-size front-to-back hanging files. Each file drawer includes file converters for letter-, legal-, and A4-size side-to-side hanging files.

Notes

Pull design conforms to guidelines of Americans with Disabilities Act (ADA).

Base on 2 drawers, raised height option (1) aligns with base on Tu storage towers.

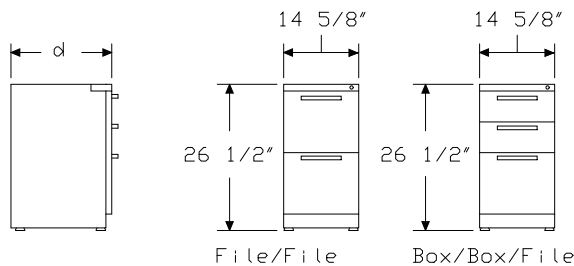
Grain direction is vertical for veneer-front pedestals.

Order optional accessories separately:

- File compressor (LG908)
- File drawer organizer (LG901)
- Pedestal stationery divider (LG905)

For keyed-alike locks, order lock plugs separately. See Keyed-Alike Information in Appendices.

Dimensions



Specification Information

Step 1.

LQ14

Step 2. Front Material

- D.** painted metal front
- A.** veneer front

Step 3. Depth

- 20** 20" deep
- 24** 24" deep
- 28** 28" deep

Step 4. Configuration

- BBF** box/box/file
- FF** file/file

Prices for Steps 1-4.

	BBF	FF
LQ14D. 20	\$661	629
24	\$697	665
28	\$761	729
LQ14A. 20	\$873	841
24	\$909	877
28	\$973	941

Step 5. Slides

For box/box/file (BBF)

- SR** 3/4"-extension roller slides on box drawers, full-extension ball bearing on file drawer - \$50
- SB** full-extension ball-bearing + \$0

For file/file (FF)

- SB** full-extension ball-bearing + \$0

Step 6. Paint/Steel Type

- SS** smooth paint on smooth steel + \$0
- XS** textured paint on smooth steel + \$0

Q-Pull Surface-Attached Pedestal

continued

Tu™ Pedestals

Step 7. Surface Finish

For smooth paint on smooth steel (SS)

8Q	folkstone grey	+\$0
BU	black umber	+\$0
HF	inner tone light	+\$0
LT	light tone	+\$0
LU	soft white	+\$0
MT	medium tone	+\$0
SG	slate grey	+\$0
WL	sandstone	+\$0
CN	metallic champagne	+\$40
EH	metallic bronze	+\$40
MS	metallic silver	+\$40

Sand Texture Paint

For textured paint on smooth steel (XS)

7L	dune	+\$0
7M	chai	+\$0
7N	grass	+\$0
7U	blue ridge	+\$0
7V	loden	+\$0
7W	napa	+\$0
7Y	sedona	+\$0
7Z	mink	+\$0
8T	gull	+\$0
8Y	moonbeam	+\$0
B4	blue medium	+\$0
ZK	cappuccino	+\$0

Bright Sand Texture Paint

For textured paint on smooth steel (XS)

91	white	+\$0
CL	cool grey neutral	+\$0
G1	graphite	+\$0
WN	warm grey neutral	+\$0

Step 8. Front Finish

For veneer front (A.)

Recut Veneer

RA	light ash	+\$0
RK	mahogany dark	+\$0
RM	mahogany	+\$0
DU	cathedral recut natural maple	+\$40
HU	cathedral recut light anigre	+\$40
JU	cathedral recut aged cherry	+\$40
VU	cathedral recut light brown walnut	+\$40
WU	cathedral recut walnut on cherry	+\$40
XU	cathedral recut medium red cherry	+\$40
ZU	cathedral recut chocolate brown sapele	+\$40

Wood Veneer

V3	cherry	+\$70
Z3	warm red cherry	+\$70
Z5	maple	+\$70
2U	light brown walnut	+\$107
3U	medium red cherry	+\$107
6U	chocolate brown sapele	+\$107
ED	aged cherry	+\$107
EY	light anigre	+\$107
UL	natural maple	+\$107
UQ	light cherry	+\$107
UV	red cherry	+\$107
UX	walnut on cherry	+\$107

Step 9. Lock

KA	keyed alike	+\$0
KC	keyed differently, chrome	+\$0
KD	keyed differently, black	+\$0

Step 10. Pull Finish

BW	warm bronze	+\$0
NH	brushed nickel	+\$0
NK	black nickel	+\$0

Step 11. Base Height

1F	standard height	+\$0
2F	raised height	+\$0

Q-Pull Surface-Attached Pedestal

continued

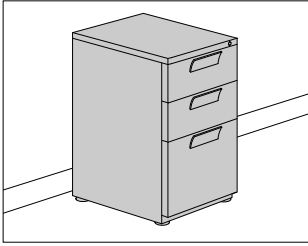
Step 12. Drawer Interior

For box/box/file (BBF)

NN	none	-\$25
2M	drawer divider in box drawers, 2 file converters in file drawer	+\$0
3M	drawer divider in one box drawer, pencil tray in one box drawer, 2 file converters in file drawer	+\$0

For file/file (FF)

NN	none	-\$25
1M	2 file converters in each file drawer	+\$0



Product Information

Description

This freestanding pedestal fits below a hanging or freestanding work surface. It has a smooth-steel case, 6"-wide applied aluminum pulls (painted to match case, or anodized), and 1" leveling glides.

Counterweight is included.

Actual pedestal depth is 19³/₈", 23¹/₄", or 27³/₄". Raised-height configuration adds ⁷/₈" to overall height to fill the space between the top of the pedestal and the underside of a surface.

Box drawers are available with full-extension or ³/₄-extension slides and include a drawer divider or utility tray. File drawers have full-extension slides and hold letter-size front-to-back hanging files. Each file drawer includes file converters for letter-, legal-, and A4-size side-to-side hanging files.

Notes

Base on 2 drawers, raised height option (1) aligns with base on Tu storage towers.

T-pull pedestal complements Teneo® Storage Furniture.

Pedestal will not fit below the following products:

- Action Office® table
- Ethospace® round-end peninsula with access

24"-deep pedestal will not fit below the following products:

- 24"-deep Ethospace work surface with cable management trough
- Action Office 60"-wide work surface
- Prospects® 60"-wide work surface

28"-deep pedestal will not fit below the following products:

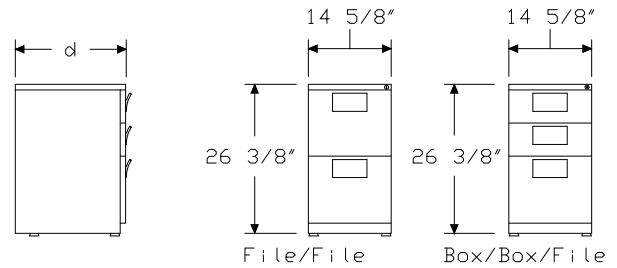
- 30"-deep Ethospace work surface with cable management trough
- Action Office 60"-wide work surface
- Prospects 60"-wide work surface

Order optional accessories separately:

- File compressor (LG908)
- File drawer organizer (LG901)
- Pedestal stationery divider (LG905)

For keyed-alike locks, order lock plugs separately. See Keyed-Alike Information in Appendices.

Dimensions



T-Pull Freestanding Pedestal

continued

Specification Information

Step 1.

LT100.

Step 2. Depth

20	20" deep
24	24" deep
28	28" deep

Step 3. Configuration

BBF	box/box/file
FF	file/file

Prices for Steps 1-3.

	BBF	FF
LT100. 20	\$785	753
24	\$821	789
28	\$884	852

Step 4. Slides

For box/box/file (BBF)

SR	3/4-extension roller slides on box drawers, full-extension ball bearing on file drawer	-\$50
SB	full-extension ball-bearing	+\$0

For file/file (FF)

SB	full-extension ball-bearing	+\$0
-----------	-----------------------------	------

Step 5. Paint/Steel Type

SS	smooth paint on smooth steel	+\$0
XS	textured paint on smooth steel	+\$0

Step 6. Surface Finish

For smooth paint on smooth steel (SS)

8Q	folkstone grey	+\$0
WL	sandstone	+\$0
CN	metallic champagne	+\$40
EH	metallic bronze	+\$40
MS	metallic silver	+\$40

Sand Texture Paint

For textured paint on smooth steel (XS)

7L	dune	+\$0
7M	chai	+\$0
7N	grass	+\$0
7U	blue ridge	+\$0
7V	loden	+\$0
7W	napa	+\$0
7Y	sedona	+\$0
7Z	mink	+\$0
8T	gull	+\$0
8Y	moonbeam	+\$0
B4	blue medium	+\$0
ZK	cappuccino	+\$0

Bright Sand Texture Paint

For textured paint on smooth steel (XS)

8Q	folkstone grey	+\$0
91	white	+\$0
CL	cool grey neutral	+\$0
G1	graphite	+\$0
WL	sandstone	+\$0
WN	warm grey neutral	+\$0

Step 7. Lock

KA	keyed alike	+\$0
KC	keyed differently, chrome	+\$0
KD	keyed differently, black	+\$0

Step 8. Pull Finish

P	painted to match case	+\$0
A	clear anodized aluminum pull	+\$25

Step 9. Base Height

1F	standard height	+\$0
2F	raised height	+\$0

Step 10. Drawer Interior

For box/box/file (BBF)

NN	none	-\$25
2M	drawer divider in box drawers, 2 file converters in file drawer	+\$0
3M	drawer divider in one box drawer, pencil tray in one box drawer, 2 file converters in file drawer	+\$0

T-Pull Freestanding Pedestal

continued


Tu™ Pedestals

For file/file (FF)

NN	none	-\$25
1M	2 file converters in each file drawer	+\$0

T-Pull Mobile Pedestal

LT110.



Product Information

Description

This mobile pedestal fits below a hanging or freestanding work surface. It has a smooth-steel case, 6"-wide applied aluminum pulls (painted to match case, or anodized), and black rubber casters. Counterweight is included.

Actual pedestal depth is 19³/₈" or 23¹/₄".

Box drawers are available with full-extension or ³/₄-extension slides and include a drawer divider or utility tray. File drawers have full-extension slides and hold letter-size front-to-back hanging files. Each file drawer includes file converters for letter-, legal-, and A4-size side-to-side hanging files.

Notes

T-pull pedestal complements Teneo® Storage Furniture.

24"-deep pedestal will not fit below the following products:

- 24"-deep Ethospace® work surface with cable management trough
- Action Office® 60"-wide work surface
- Prospects® 60"-wide work surface

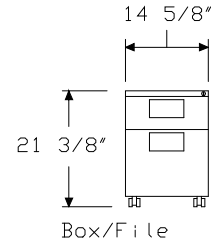
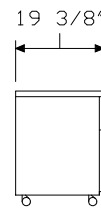
Mobile pedestal will not accept Meridian® retrofit cushion top (TC1-1, TC2-1).

Order optional accessories separately:

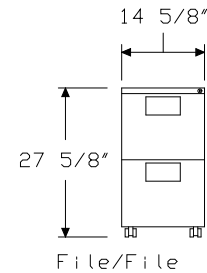

- File compressor (LG908)
- File drawer organizer (LG901)
- Pedestal stationery divider (LG905)

For keyed-alike locks, order lock plugs separately. See Keyed-Alike Information in Appendices.

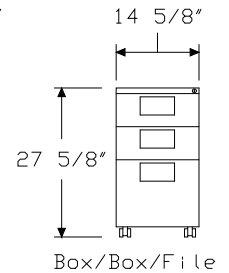
Dimensions



Box/File



File/File



Box/Box/File

Specification Information

Step 1.

LT110.

Step 2. Depth

20	20" deep
24	24" deep

Step 3. Configuration

For 20" deep (20)

BBF	box/box/file
BF	box/file
FF	file/file

For 24" deep (24)

BBF	box/box/file
FF	file/file

Prices for Steps 1-3.

	BBF	BF	FF
LT110. 20	\$849	723	763
24	\$890	—	796

Step 4. Slides

For box/box/file (BBF) or box/file (BF)

	BBF	BF
SR ¾-extension roller slides on box drawers, full-extension ball bearing on file drawer	-\$50	-25
SB full-extension ball-bearing	+\$0	0

For file/file (FF)

SB full-extension ball-bearing	+\$0
---------------------------------------	------

Step 5. Paint/Steel Type

SS	smooth paint on smooth steel	+\$0
XS	textured paint on smooth steel	+\$0

Step 6. Surface Finish

For smooth paint on smooth steel (SS)

8Q	folkstone grey	+\$0
WL	sandstone	+\$0
CN	metallic champagne	+\$40
EH	metallic bronze	+\$40
MS	metallic silver	+\$40

Sand Texture Paint

For textured paint on smooth steel (XS)

7L	dune	+\$0
7M	chai	+\$0
7N	grass	+\$0
7U	blue ridge	+\$0
7V	loden	+\$0
7W	napa	+\$0
7Y	sedona	+\$0
7Z	mink	+\$0
8T	gull	+\$0
8Y	moonbeam	+\$0
B4	blue medium	+\$0
ZK	cappuccino	+\$0

Bright Sand Texture Paint

For textured paint on smooth steel (XS)

8Q	folkstone grey	+\$0
91	white	+\$0
CL	cool grey neutral	+\$0
G1	graphite	+\$0
WL	sandstone	+\$0
WN	warm grey neutral	+\$0

Step 7. Lock

KA	keyed alike	+\$0
KC	keyed differently, chrome	+\$0
KD	keyed differently, black	+\$0

Step 8. Pull Finish

P	painted to match case	+\$0
A	clear anodized aluminum pull	+\$25

Step 9. Drawer Interior

For box/box/file (BBF)

NN	none	-\$25
2M	drawer divider in box drawers, 2 file converters in file drawer	+\$0
3M	drawer divider in one box drawer, pencil tray in one box drawer, 2 file converters in file drawer	+\$0

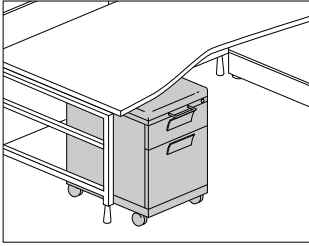
T-Pull Mobile Pedestal *continued*

For box/file (BF)

NN	none	-\$20
4M	drawer divider in box drawer, 2 file converters in file drawer	+\$0
5M	pencil tray in box drawer, 2 file converters in file drawer	+\$0

For file/file (FF)

NN	none	-\$25
1M	2 file converters in each file drawer	+\$0



Product Information

Description

This mobile pedastool® has a 2"-high cushion on top of a pedestal file to provide temporary guest seating. It has a smooth-steel case, 6" applied aluminum pulls (painted to match case, or anodized), and black amber casters. Pedastool can be specified with a hand grip.

Actual pedastool depth is 19³/₈" or 23¹/₄".

Box drawers are available with full-extension or 3/4-extension slides and include a drawer divider or utility tray. File drawers have full-extension slides and hold letter-size front-to-back hanging files. Each file drawer includes file converters for letter-, legal-, and A4-size side-to-side hanging files.

Notes

Order optional accessories separately:

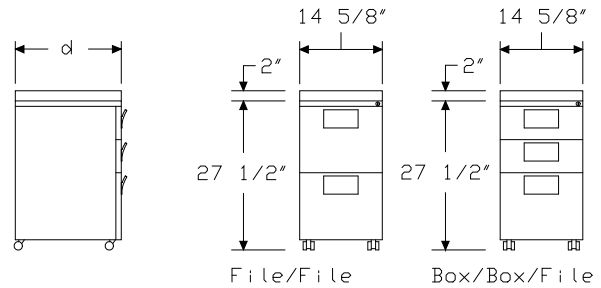
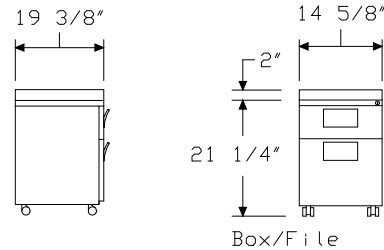
- File compressor (LG908)
- File drawer organizer (LG901)
- Pedestal stationery divider (LG905)

Pedastool cushion accepts Customer's Own Material (COM). Yardage is estimated for nondirectional, 54"-wide fabrics. Order 1/2 yard of fabric per cushion. For odd number of cushions, round up to next whole yard. For information on multiple quantities or directional fabrics, contact COM Department. See Order Information in Appendices.

Pedastool is tested and warranted for use by persons 300 pounds and under.

For keyed-alike locks, order lock plugs separately. See Keyed-Alike Information in Appendices.

Dimensions



Specification Information

Step 1.

LT120.

Step 2. Depth

20	20" deep
24	24" deep

Step 3. Configuration

For 20" deep (20)

BBF	box/box/file
BF	box/file
FF	file/file

For 24" deep (24)

BBF	box/box/file
FF	file/file

Prices for Steps 1-3.

	BBF	BF	FF
LT120. 20	\$979	853	893
24	\$1020	—	926

Step 4. Slides

For box/box/file (BBF) or box/file (BF)

	BBF	BF
SR ¾-extension roller slides on box drawers, full-extension ball bearing on file drawer	-\$50	-25
SB full-extension ball-bearing	+\$0	0

For file/file (FF)

SB full-extension ball-bearing	+\$0
---------------------------------------	------

Step 5. Paint/Steel Type

SS smooth paint on smooth steel	+\$0
XS textured paint on smooth steel	+\$0

Step 6. Surface Finish

For smooth paint on smooth steel (SS)

8Q folkstone grey	+\$0
WL sandstone	+\$0
CN metallic champagne	+\$40
EH metallic bronze	+\$40
MS metallic silver	+\$40

Sand Texture Paint

For textured paint on smooth steel (XS)

7L dune	+\$0
7M chai	+\$0
7N grass	+\$0
7U blue ridge	+\$0
7V loden	+\$0
7W napa	+\$0
7Y sedona	+\$0
7Z mink	+\$0
8T gull	+\$0
8Y moonbeam	+\$0
B4 blue medium	+\$0
ZK cappuccino	+\$0

Bright Sand Texture Paint

For textured paint on smooth steel (XS)

8Q folkstone grey	+\$0
91 white	+\$0
CL cool grey neutral	+\$0
G1 graphite	+\$0
WL sandstone	+\$0
WN warm grey neutral	+\$0

Step 7. Cushion Top Fabric

Price Category 1	+\$0
Price Category 2	+\$35
Price Category 3	+\$50
Price Category 4	+\$66
Price Category 7	+\$147
Price Category 9	+\$938
Price Category B	+\$35
Price Category E	+\$87
Price Category G	+\$156
Price Category H	+\$207

Step 8. Handle

HN no hand grip	+\$0
H1 hand grip	+\$48

Step 9. Lock

KA keyed alike	+\$0
KC keyed differently, chrome	+\$0
KD keyed differently, black	+\$0

T-Pull Mobile Pedastool *continued*

Tu™ Pedestals

Step 10. Pull Finish

P	painted to match case	+\$0
A	clear anodized aluminum pull	+\$25

Step 11. Drawer Interior

For box/box/file (BBF)

NN	none	-\$25
2M	drawer divider in box drawers, 2 file converters in file drawer	+\$0
3M	drawer divider in one box drawer, pencil tray in one box drawer, 2 file converters in file drawer	+\$0

For box/file (BF)

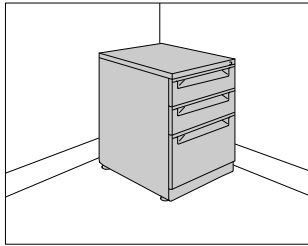
NN	none	-\$20
4M	drawer divider in box drawer, 2 file converters in file drawer	+\$0
5M	pencil tray in box drawer, 2 file converters in file drawer	+\$0

For file/file (FF)

NN	none	-\$25
1M	2 file converters in each file drawer	+\$0

V-Pull Freestanding Pedestal

LV100.



Product Information

Description

This freestanding pedestal fits below a hanging or freestanding work surface. It has a smooth-steel case, full-width recessed pulls, and 1" leveling glides. Counterweight is included.

Actual pedestal depth is 19³/₈", 23¹/₄", or 27³/₄". Raised-height configuration adds 7⁷/₈" to overall height to fill the space between the top of the pedestal and the underside of a surface.

Drawers are available with full-extension or 3/4-extension slides. A drawer divider or utility tray is optional for box drawers. File drawers hold letter-size front-to-back hanging files. File converters are optional for letter-, legal-, and A4-size side-to-side hanging files.

Notes

Base on 2 drawers, raised height option (1) aligns with base on Tu storage towers.

Pedestal will not fit below the following products:

- Action Office® table
- Ethospace® round-end peninsula with access

24"-deep pedestal will not fit below the following products:

- 24"-deep Ethospace work surface with cable management trough
- Action Office 60"-wide work surface
- Prospects® 60"-wide work surface

28"-deep pedestal will not fit below the following products:

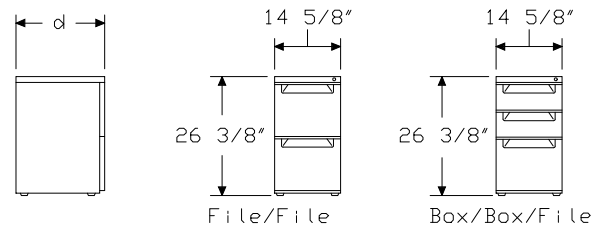
- 30"-deep Ethospace work surface with cable management trough
- Action Office 60"-wide work surface
- Prospects 60"-wide work surface

Order optional accessories separately:

- File compressor (LG908)
- File drawer organizer (LG901)
- Pedestal stationery divider (LG905)

For keyed-alike locks, order lock plugs separately. See Keyed-Alike Information in Appendices.

Dimensions



V-Pull Freestanding Pedestal

continued

Specification Information		
Step 1.		
LV100.		
Step 2. Depth		
20	20" deep	
24	24" deep	
28	28" deep	
Step 3. Configuration		
BBF	box/box/file	
FF	file/file	
Prices for Steps 1-3.		
		BBF FF
LV100. 20		\$480 441
24		\$493 452
28		\$552 508
Step 4. Slides		
<i>For 20" deep (20) with box/box/file (BBF)</i>		
SZ	¾-extension galvanized roller slides on all drawers	-\$51
SR	¾-extension roller slides on box drawers, full-extension ball bearing on file drawer	+\$0
SB	full-extension ball-bearing	+\$50
<i>For 20" deep (20) with file/file (FF)</i>		
SZ	¾-extension galvanized roller slides on all drawers	-\$51
SB	full-extension ball-bearing	+\$0
<i>For 24" deep (24) or 28" deep (28) with box/box/file (BBF)</i>		
SR	¾-extension roller slides on box drawers, full-extension ball bearing on file drawer	+\$0
SB	full-extension ball-bearing	+\$50
<i>For 24" deep (24) or 28" deep (28) with file/file (FF)</i>		
SB	full-extension ball-bearing	+\$0
Step 5. Paint/Steel Type		
SS	smooth paint on smooth steel	+\$0
XS	textured paint on smooth steel	+\$0

Step 6. Surface Finish		
<i>For smooth paint on smooth steel (SS)</i>		
8Q	folkstone grey	+\$0
BU	black umber	+\$0
HF	inner tone light	+\$0
LT	light tone	+\$0
LU	soft white	+\$0
MT	medium tone	+\$0
SG	slate grey	+\$0
WL	sandstone	+\$0
CN	metallic champagne	+\$40
EH	metallic bronze	+\$40
MS	metallic silver	+\$40
Sand Texture Paint		
<i>For textured paint on smooth steel (XS)</i>		
7L	dune	+\$0
7M	chai	+\$0
7N	grass	+\$0
7U	blue ridge	+\$0
7V	loden	+\$0
7W	napa	+\$0
7Y	sedona	+\$0
7Z	mink	+\$0
8T	gull	+\$0
8Y	moonbeam	+\$0
B4	blue medium	+\$0
ZK	cappuccino	+\$0
Bright Sand Texture Paint		
<i>For textured paint on smooth steel (XS)</i>		
91	white	+\$0
CL	cool grey neutral	+\$0
G1	graphite	+\$0
WN	warm grey neutral	+\$0
Step 7. Lock		
KA	keyed alike	+\$0
KC	keyed differently, chrome	+\$0
KD	keyed differently, black	+\$0
Step 8. Base Height		
1F	standard height	+\$0
2F	raised height	+\$0

V-Pull Freestanding Pedestal

continued

Step 9. Drawer Interior

For box/box/file (BBF)

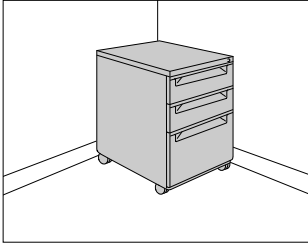
NN	none	+\$0
2M	drawer divider in box drawers, 2 file converters in file drawer	+\$25
3M	drawer divider in one box drawer, pencil tray in one box drawer, 2 file converters in file drawer	+\$25

For file/file (FF)

NN	none	+\$0
1M	2 file converters in each file drawer	+\$25

V-Pull Mobile Pedestal

LV110.



Tu™ Pedestals

Product Information

Description

This mobile pedestal fits below a hanging or freestanding work surface. It has a smooth-steel case, full-width recessed pulls, and black umber casters. Counterweight is included.

Actual pedestal depth is 19³/₈" or 23¹/₄".

Drawers are available with full-extension or ³/₄-extension slides. A drawer divider or utility tray is optional for box drawers. File drawers hold letter-size front-to-back hanging files. File converters are optional for letter-, legal-, and A4-size side-to-side hanging files.

Notes

24"-deep pedestal will not fit below the following products:

- 24"-deep Ethospace® work surface with cable management trough
- Action Office® 60"-wide work surface
- Prospects® 60"-wide work surface

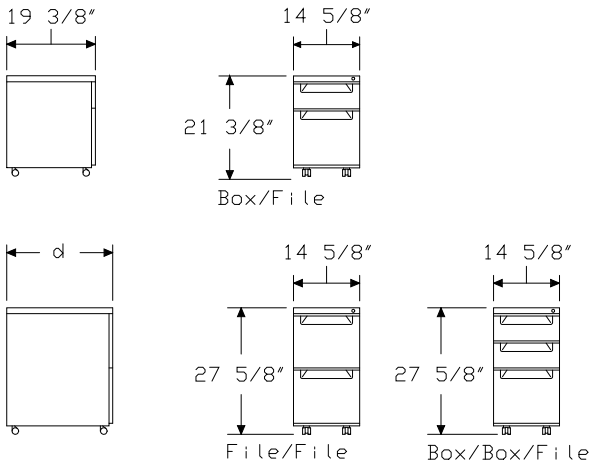
Mobile pedestal will not accept Meridian® retrofit cushion top (TC1-1, TC2-1).

Order optional accessories separately:

- File compressor (LG908)
- File drawer organizer (LG901)
- Pedestal stationery divider (LG905)

For keyed-alike locks, order lock plugs separately. See Keyed-Alike Information in Appendices.

Dimensions



Specification Information

Step 1.

LV110.

Step 2. Depth

20	20" deep
24	24" deep

Step 3. Configuration

For 20" deep (20)

BBF	box/box/file
BF	box/file
FF	file/file

For 24" deep (24)

BBF	box/box/file
FF	file/file

Prices for Steps 1-3.

	BBF	BF	FF
LV110. 20	\$523	441	475
24	\$528	—	482

Step 4. Slides

For 20" deep (20) with box/box/file (BBF) or box/file (BF)

		BBF	BF
SZ	³ / ₄ -extension galvanized roller slides on all drawers	-\$51	-51
SR	³ / ₄ -extension roller slides on box drawers, full-extension ball bearing on file drawer	+\$0	0
SB	full-extension ball-bearing	+\$50	25

For 20" deep (20) with file/file (FF)

SZ	³ / ₄ -extension galvanized roller slides on all drawers	-\$51	
SB	full-extension ball-bearing	+\$0	

For 24" deep (24) with box/box/file (BBF)

SR	³ / ₄ -extension roller slides on box drawers, full-extension ball bearing on file drawer	+\$0	
SB	full-extension ball-bearing	+\$50	

For 24" deep (24) with file/file (FF)

SB	full-extension ball-bearing	+\$0	
-----------	-----------------------------	------	--

Step 5. Paint/Steel Type		
SS	smooth paint on smooth steel	+\$0
XS	textured paint on smooth steel	+\$0

Step 6. Surface Finish

For smooth paint on smooth steel (SS)

8Q	folkstone grey	+\$0
BU	black umber	+\$0
HF	inner tone light	+\$0
LT	light tone	+\$0
LU	soft white	+\$0
MT	medium tone	+\$0
SG	slate grey	+\$0
WL	sandstone	+\$0
CN	metallic champagne	+\$40
EH	metallic bronze	+\$40
MS	metallic silver	+\$40

Sand Texture Paint

For textured paint on smooth steel (XS)

7L	dune	+\$0
7M	chai	+\$0
7N	grass	+\$0
7U	blue ridge	+\$0
7V	loden	+\$0
7W	napa	+\$0
7Y	sedona	+\$0
7Z	mink	+\$0
8T	gull	+\$0
8Y	moonbeam	+\$0
B4	blue medium	+\$0
ZK	cappuccino	+\$0

Bright Sand Texture Paint

For textured paint on smooth steel (XS)

91	white	+\$0
CL	cool grey neutral	+\$0
G1	graphite	+\$0
WN	warm grey neutral	+\$0

Step 7. Lock

KA	keyed alike	+\$0
KC	keyed differently, chrome	+\$0
KD	keyed differently, black	+\$0

Step 8. Drawer Interior

For box/box/file (BBF)

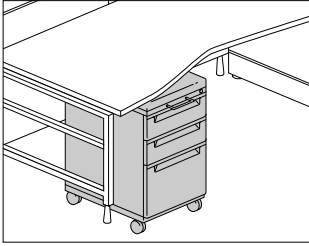
NN	none	+\$0
2M	drawer divider in box drawers, 2 file converters in file drawer	+\$25
3M	drawer divider in one box drawer, pencil tray in one box drawer, 2 file converters in file drawer	+\$25

For box/file (BF)

NN	none	+\$0
4M	drawer divider in box drawer, 2 file converters in file drawer	+\$20
5M	pencil tray in box drawer, 2 file converters in file drawer	+\$20

For file/file (FF)

NN	none	+\$0
1M	2 file converters in each file drawer	+\$25



Product Information

Description

This mobile pedastool® has a 2"-high cushion on top of a pedestal file to provide temporary guest seating. It has a smooth-steel case, full-width recessed pulls, and black amber casters. Pedastool can be specified with a hand grip.

Actual pedastool depth is 19³/₈" or 23¹/₄".

Drawers are available with full-extension or 3/4-extension slides. A drawer divider or utility tray is optional for box drawers. File drawers hold letter-size front-to-back hanging files. File converters are optional for letter-, legal-, and A4-size side-to-side hanging files.

Notes

Order optional accessories separately:

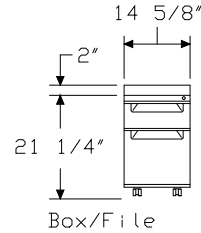
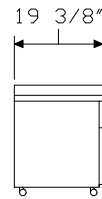
- File compressor (LG908)
- File drawer organizer (LG901)
- Pedestal stationery divider (LG905)

Pedastool cushion accepts Customer's Own Material (COM). Yardage is estimated for nondirectional, 54"-wide fabrics. Order 1/2 yard of fabric per cushion. For odd number of cushions, round up to next whole yard. For information on multiple quantities or directional fabrics, contact COM Department. See Order Information in Appendices.

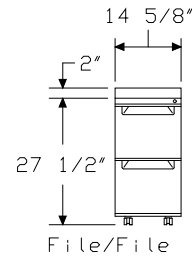
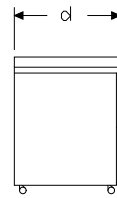
Pedastool is tested and warranted for use by persons 300 pounds and under.

For keyed-alike locks, order lock plugs separately. See Keyed-Alike Information in Appendices.

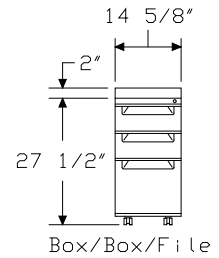
Dimensions



Box/File



File/File



Box/Box/File

Specification Information

Step 1.
LV120.

Step 2. Depth
20 20" deep
24 24" deep

Step 3. Configuration

For 20" deep (20)
BBF box/box/file
BF box/file
FF file/file

For 24" deep (24)
BBF box/box/file
FF file/file

Prices for Steps 1-3.			
	BBF	BF	FF
LV120. 20	\$696	614	647
24	\$701	—	654

Step 4. Slides

<i>For 20" deep (20) with box/box/file (BBF) or box/file (BF)</i>			
		BBF	BF
SZ	¾-extension galvanized roller slides on all drawers	-\$51	-51
SR	¾-extension roller slides on box drawers, full-extension ball bearing on file drawer	+\$0	0
SB	full-extension ball-bearing	+\$50	25

<i>For 20" deep (20) with file/file (FF)</i>			
SZ	¾-extension galvanized roller slides on all drawers		-\$51
SB	full-extension ball-bearing		+\$0

<i>For 24" deep (24) with box/box/file (BBF)</i>			
SR	¾-extension roller slides on box drawers, full-extension ball bearing on file drawer		+\$0
SB	full-extension ball-bearing		+\$50

<i>For 24" deep (24) with file/file (FF)</i>			
SB	full-extension ball-bearing		+\$0

Step 5. Paint/Steel Type		
SS	smooth paint on smooth steel	+\$0
XS	textured paint on smooth steel	+\$0

Step 6. Surface Finish

<i>For smooth paint on smooth steel (SS)</i>		
8Q	folkstone grey	+\$0
BU	black umber	+\$0
HF	inner tone light	+\$0
LT	light tone	+\$0
LU	soft white	+\$0
MT	medium tone	+\$0
SG	slate grey	+\$0
WL	sandstone	+\$0
CN	metallic champagne	+\$40
EH	metallic bronze	+\$40
MS	metallic silver	+\$40

Sand Texture Paint		
<i>For textured paint on smooth steel (XS)</i>		
7L	dune	+\$0
7M	chai	+\$0
7N	grass	+\$0
7U	blue ridge	+\$0
7V	loden	+\$0
7W	napa	+\$0
7Y	sedona	+\$0
7Z	mink	+\$0
8T	gull	+\$0
8Y	moonbeam	+\$0
B4	blue medium	+\$0
ZK	cappuccino	+\$0

Bright Sand Texture Paint		
<i>For textured paint on smooth steel (XS)</i>		
91	white	+\$0
CL	cool grey neutral	+\$0
G1	graphite	+\$0
WN	warm grey neutral	+\$0

V-Pull Mobile Pedastool *continued*

Tu™ Pedestals

Step 7. Cushion Top Fabric		
	Price Category 1	+\$0
	Price Category 2	+\$35
	Price Category 3	+\$50
	Price Category 4	+\$66
	Price Category 7	+\$147
	Price Category 9	+\$938
	Price Category B	+\$35
	Price Category E	+\$87
	Price Category G	+\$156
	Price Category H	+\$207

Step 8. Handle		
HN	no hand grip	+\$0
H1	hand grip	+\$48

Step 9. Lock		
KA	keyed alike	+\$0
KC	keyed differently, chrome	+\$0
KD	keyed differently, black	+\$0

Step 10. Drawer Interior

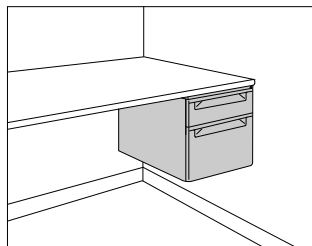
<i>For box/box/file (BBF)</i>		
NN	none	+\$0
2M	drawer divider in box drawers, 2 file converters in file drawer	+\$25
3M	drawer divider in one box drawer, pencil tray in one box drawer, 2 file converters in file drawer	+\$25

<i>For box/file (BF)</i>		
NN	none	+\$0
4M	drawer divider in box drawer, 2 file converters in file drawer	+\$20
5M	pencil tray in box drawer, 2 file converters in file drawer	+\$20

<i>For file/file (FF)</i>		
NN	none	+\$0
1M	2 file converters in each file drawer	+\$25

V-Pull Suspended Pedestal

LV130.



Product Information

Description

This pedestal mounts under a predrilled hanging or freestanding work surface. It has a smooth-steel case and full-width recessed pulls.

Mounting hardware included.

Actual pedestal depth is 19³/₈".

Drawers are available with full-extension or 3/4-extension slides. A drawer divider or utility tray is optional for the box drawer. The file drawer holds letter-size front-to-back hanging files. File converters are optional for letter-, legal-, and A4-size side-to-side hanging files.

Notes

Pedestal will not mount under the following products:

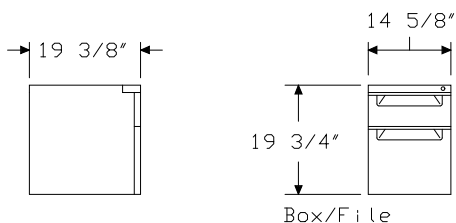
- Action Office® table
- Ethospace® peninsula with access cover
- Ethospace work surface in off-module application

Order optional accessories separately:

- File compressor (LG908)
- File drawer organizer (LG901)
- Pedestal stationery divider (LG905)

For keyed-alike locks, order lock plugs separately. See Keyed-Alike Information in Appendices.

Dimensions



Specification Information

Step 1.

LV130.20BF \$316

Step 2. Slides

SZ	3/4-extension galvanized roller slides on all drawers	-\$51
SR	3/4-extension roller slides on box drawers, full-extension ball bearing on file drawer	+\$0
SB	full-extension ball-bearing	+\$25

Step 3. Paint/Steel Type

SS	smooth paint on smooth steel	+\$0
XS	textured paint on smooth steel	+\$0

Step 4. Surface Finish

For smooth paint on smooth steel (SS)

8Q	folkstone grey	+\$0
BU	black umber	+\$0
HF	inner tone light	+\$0
LT	light tone	+\$0
LU	soft white	+\$0
MT	medium tone	+\$0
SG	slate grey	+\$0
WL	sandstone	+\$0
CN	metallic champagne	+\$40
EH	metallic bronze	+\$40
MS	metallic silver	+\$40

Sand Texture Paint

For textured paint on smooth steel (XS)

7L	dune	+\$0
7M	chai	+\$0
7N	grass	+\$0
7U	blue ridge	+\$0
7V	loden	+\$0
7W	napa	+\$0
7Y	sedona	+\$0
7Z	mink	+\$0
8T	gull	+\$0
8Y	moonbeam	+\$0
B4	blue medium	+\$0
ZK	cappuccino	+\$0

V-Pull Suspended Pedestal *continued*

Tu™ Pedestals

Bright Sand Texture Paint

For textured paint on smooth steel (XS)

91	white	+\$0
CL	cool grey neutral	+\$0
G1	graphite	+\$0
WN	warm grey neutral	+\$0

Step 5. Lock

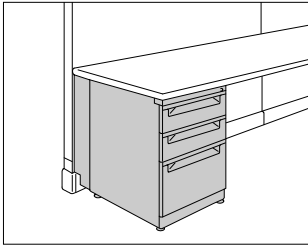
KA	keyed alike	+\$0
KC	keyed differently, chrome	+\$0
KD	keyed differently, black	+\$0

Step 6. Drawer Interior

NN	none	+\$0
4M	drawer divider in box drawer, 2 file converters in file drawer	+\$20
5M	pencil tray in box drawer, 2 file converters in file drawer	+\$20

V-Pull Support Pedestal

LV150.



Product Information

Description

This pedestal attaches to both a work surface and a panel or frame at either the end of a run or mid-run to provide support. It eliminates the need for a return panel/frame and connector or a work surface support panel. It has a smooth-steel case, full-width recessed pulls, and 1 3/4" leveling glides. It attaches under a work surface on the left or right side. Attachment hardware and support bracket are included.

The actual pedestal depth is 19 3/8", 23 1/4", or 27 3/4". A 20"-deep pedestal supports a 24"-deep work surface. A 24"-deep pedestal supports a 30"-deep Ethospace® work surface with cable management trough. A 28"-deep pedestal supports a 30"-deep work surface.

Drawers are available with full-extension or 3/4-extension slides. A drawer divider or utility tray is optional for box drawers. File drawers hold letter-size front-to-back hanging files. File converters are optional for letter-, legal-, and A4-size side-to-side hanging files.

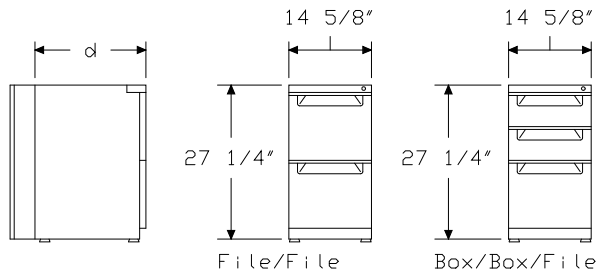
Notes

Order optional accessories separately:

- File compressor (LG908)
- File drawer organizer (LG901)
- Pedestal stationery divider (LG905)

For keyed-alike locks, order lock plugs separately. See Keyed-Alike Information in Appendices.

Dimensions



Specification Information

Step 1.

LV150.

Step 2. Depth

20	20" deep
24	24" deep
28	28" deep

Step 3. Configuration

BBF	box/box/file
FF	file/file

Prices for Steps 1-3.

	BBF	FF
LV150. 20	\$498	461
24	\$521	496
28	\$550	525

Step 4. Slides

For 20" deep (20) with box/box/file (BBF)

SZ	3/4-extension galvanized roller slides on all drawers	-\$51
SR	3/4-extension roller slides on box drawers, full-extension ball bearing on file drawer	+\$0
SB	full-extension ball-bearing	+\$50

For 20" deep (20) with file/file (FF)

SZ	3/4-extension galvanized roller slides on all drawers	-\$51
SB	full-extension ball-bearing	+\$0

For 24" deep (24) or 28" deep (28) with box/box/file (BBF)

SR	3/4-extension roller slides on box drawers, full-extension ball bearing on file drawer	+\$0
SB	full-extension ball-bearing	+\$50

For 24" deep (24) or 28" deep (28) with file/file (FF)

SB	full-extension ball-bearing	+\$0
-----------	-----------------------------	------

Step 5. Paint/Steel Type

SS	smooth paint on smooth steel	+\$0
XS	textured paint on smooth steel	+\$0

V-Pull Support Pedestal *continued*

Step 6. Surface Finish

For smooth paint on smooth steel (SS)

8Q	folkstone grey	+\$0
BU	black umber	+\$0
HF	inner tone light	+\$0
LT	light tone	+\$0
LU	soft white	+\$0
MT	medium tone	+\$0
SG	slate grey	+\$0
WL	sandstone	+\$0
CN	metallic champagne	+\$40
EH	metallic bronze	+\$40
MS	metallic silver	+\$40

Sand Texture Paint

For textured paint on smooth steel (XS)

7L	dune	+\$0
7M	chai	+\$0
7N	grass	+\$0
7U	blue ridge	+\$0
7V	loden	+\$0
7W	napa	+\$0
7Y	sedona	+\$0
7Z	mink	+\$0
8T	gull	+\$0
8Y	moonbeam	+\$0
B4	blue medium	+\$0
ZK	cappuccino	+\$0

Bright Sand Texture Paint

For textured paint on smooth steel (XS)

91	white	+\$0
CL	cool grey neutral	+\$0
G1	graphite	+\$0
WN	warm grey neutral	+\$0

Step 7. Attachment Bracket

For smooth paint on smooth steel (SS)

1A	for Action Office® Series 1 and 2 radiused-edge work surface	+\$0
2A	for Action Office® Series 1 and 2 squared-edge work surface	+\$0
3A	for Prospects® System	+\$0
E1	for Ethospace® System	+\$0
F8	for Vivo® Interiors	+\$0

For textured paint on smooth steel (XS)

1A	for Action Office® Series 1 and 2 radiused-edge work surface	+\$0
2A	for Action Office® Series 1 and 2 squared-edge work surface	+\$0
E1	for Ethospace® System	+\$0
F8	for Vivo® Interiors	+\$0

Step 8. Lock

KA	keyed alike	+\$0
KC	keyed differently, chrome	+\$0
KD	keyed differently, black	+\$0

Step 9. Drawer Interior

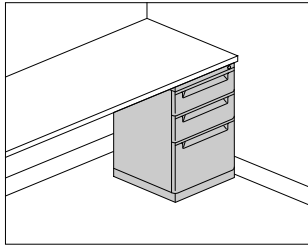
For box/box/file (BBF)

NN	none	+\$0
2M	drawer divider in box drawers, 2 file converters in file drawer	+\$25
3M	drawer divider in one box drawer, pencil tray in one box drawer, 2 file converters in file drawer	+\$25

For file/file (FF)

NN	none	+\$0
1M	2 file converters in each file drawer	+\$25

V-Pull Surface-Attached Pedestal LV140.



Product Information

Description

This pedestal attaches under a work surface on the left or right side to provide support and eliminates the need for a cantilever. It has a smooth-steel case, full-width recessed pulls, and 1" leveling glides.

Attachment hardware is included.

Actual pedestal depth is 19³/₈", 23¹/₄", or 27³/₄". A 20"-deep pedestal supports a 24"-deep work surface. A 24"-deep pedestal supports a 30"-deep Ethospace® work surface with cable management trough. A 28"-deep pedestal supports a 30"-deep work surface. Raised-height configuration adds ³/₄" to the overall height of the pedestal.

Drawers are available with full-extension or ³/₄-extension slides. A drawer divider or utility tray is optional for box drawers. File drawers hold letter-size front-to-back hanging files. File converters are optional for letter-, legal-, and A4-size side-to-side hanging files.

Notes

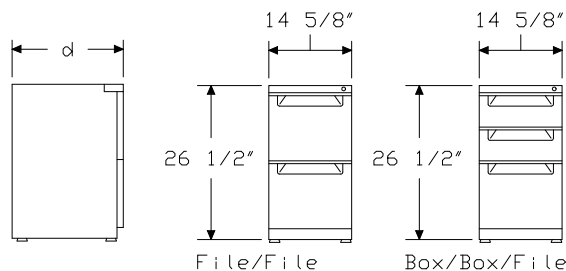
Base on 2 drawers, raised height option (1) aligns with base on Tu storage towers.

Order optional accessories separately:

- File compressor (LG908)
- File drawer organizer (LG901)
- Pedestal stationery divider (LG905)

For keyed-alike locks, order lock plugs separately. See Keyed-Alike Information in Appendices.

Dimensions



Specification Information

Step 1.

LV140.

Step 2. Depth

20	20" deep
24	24" deep
28	28" deep

Step 3. Configuration

BBF	box/box/file
FF	file/file

Prices for Steps 1-3.

	BBF	FF
LV140. 20	\$449	411
24	\$462	422
28	\$521	478

Step 4. Slides

For 20" deep (20) with box/box/file (BBF)

SZ	³ / ₄ -extension galvanized roller slides on all drawers	-\$51
SR	³ / ₄ -extension roller slides on box drawers, full-extension ball bearing on file drawer	+\$0
SB	full-extension ball-bearing	+\$50

For 20" deep (20) with file/file (FF)

SZ	³ / ₄ -extension galvanized roller slides on all drawers	-\$51
SB	full-extension ball-bearing	+\$0

For 24" deep (24) or 28" deep (28) with box/box/file (BBF)

SR	³ / ₄ -extension roller slides on box drawers, full-extension ball bearing on file drawer	+\$0
SB	full-extension ball-bearing	+\$50

For 24" deep (24) or 28" deep (28) with file/file (FF)

SB	full-extension ball-bearing	+\$0
-----------	-----------------------------	------

Step 5. Paint/Steel Type

SS	smooth paint on smooth steel	+\$0
XS	textured paint on smooth steel	+\$0

V-Pull Surface-Attached Pedestal

continued

Tu™ Pedestals

Step 6. Surface Finish

For smooth paint on smooth steel (SS)

8Q	folkstone grey	+\$0
BU	black umber	+\$0
HF	inner tone light	+\$0
LT	light tone	+\$0
LU	soft white	+\$0
MT	medium tone	+\$0
SG	slate grey	+\$0
WL	sandstone	+\$0
CN	metallic champagne	+\$40
EH	metallic bronze	+\$40
MS	metallic silver	+\$40

Sand Texture Paint

For textured paint on smooth steel (XS)

7L	dune	+\$0
7M	chai	+\$0
7N	grass	+\$0
7U	blue ridge	+\$0
7V	loden	+\$0
7W	napa	+\$0
7Y	sedona	+\$0
7Z	mink	+\$0
8T	gull	+\$0
8Y	moonbeam	+\$0
B4	blue medium	+\$0
ZK	cappuccino	+\$0

Bright Sand Texture Paint

For textured paint on smooth steel (XS)

91	white	+\$0
CL	cool grey neutral	+\$0
G1	graphite	+\$0
WN	warm grey neutral	+\$0

Step 7. Lock

KA	keyed alike	+\$0
KC	keyed differently, chrome	+\$0
KD	keyed differently, black	+\$0

Step 8. Base Height

1F	standard height	+\$0
2F	raised height	+\$0

Step 9. Drawer Interior

For box/box/file (BBF)

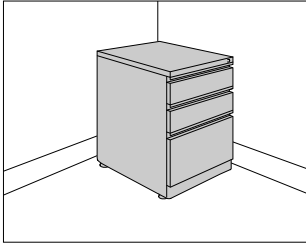
NN	none	+\$0
2M	drawer divider in box drawers, 2 file converters in file drawer	+\$25
3M	drawer divider in one box drawer, pencil tray in one box drawer, 2 file converters in file drawer	+\$25

For file/file (FF)

NN	none	+\$0
1M	2 file converters in each file drawer	+\$25

W-Pull Freestanding Pedestal

LW100.



Product Information

Description

This freestanding pedestal fits below a hanging or freestanding work surface. It has a smooth-steel case, full-width pulls, and 1" leveling glides. Counterweight is included.

Actual pedestal depth is 19³/₈", 23¹/₄", or 27³/₄". Raised-height configuration adds 7⁷/₈" to overall height to fill the space between the top of the file and the underside of a surface.

Drawers are available with full-extension or 3/4-extension slides. A drawer divider or utility tray is optional for box drawers. File drawers hold letter-size front-to-back hanging files. File converters are optional for letter-, legal-, and A4-size side-to-side hanging files.

Notes

Base on 2 drawers, raised height option (1) aligns with base on Tu storage towers.

Pedestal will not fit below the following products:

- Action Office® table
- Ethospace® round-end peninsula with access

24"-deep pedestal will not fit below the following products:

- 24"-deep Ethospace work surface with cable management trough
- Action Office 60"-wide work surface
- Prospects® 60"-wide work surface

28"-deep pedestal will not fit below the following products:

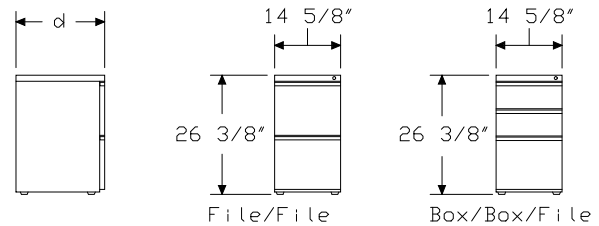
- 30"-deep Ethospace work surface with cable management trough
- Action Office 60"-wide work surface
- Prospects 60"-wide work surface

Order optional accessories separately:

- File compressor (LG908)
- File drawer organizer (LG901)
- Pedestal stationery divider (LG905)

For keyed-alike locks, order lock plugs separately. See Keyed-Alike Information in Appendices.

Dimensions



W-Pull Freestanding Pedestal

continued

Specification Information		
Step 1.		
LW100.		
Step 2. Depth		
20	20" deep	
24	24" deep	
28	28" deep	
Step 3. Configuration		
BBF	box/box/file	
FF	file/file	
Prices for Steps 1-3.		
		BBF FF
LW100. 20		\$472 434
24		\$485 445
28		\$543 500
Step 4. Slides		
<i>For 20" deep (20) with box/box/file (BBF)</i>		
SZ	¾-extension galvanized roller slides on all drawers	-\$51
SR	¾-extension roller slides on box drawers, full-extension ball bearing on file drawer	+\$0
SB	full-extension ball-bearing	+\$50
<i>For 20" deep (20) with file/file (FF)</i>		
SZ	¾-extension galvanized roller slides on all drawers	-\$51
SB	full-extension ball-bearing	+\$0
<i>For 24" deep (24) or 28" deep (28) with box/box/file (BBF)</i>		
SR	¾-extension roller slides on box drawers, full-extension ball bearing on file drawer	+\$0
SB	full-extension ball-bearing	+\$50
<i>For 24" deep (24) or 28" deep (28) with file/file (FF)</i>		
SB	full-extension ball-bearing	+\$0
Step 5. Paint/Steel Type		
SS	smooth paint on smooth steel	+\$0
XS	textured paint on smooth steel	+\$0

Step 6. Surface Finish		
<i>For smooth paint on smooth steel (SS)</i>		
8Q	folkstone grey	+\$0
BU	black umber	+\$0
HF	inner tone light	+\$0
LT	light tone	+\$0
LU	soft white	+\$0
MT	medium tone	+\$0
SG	slate grey	+\$0
WL	sandstone	+\$0
CN	metallic champagne	+\$40
EH	metallic bronze	+\$40
MS	metallic silver	+\$40
Sand Texture Paint		
<i>For textured paint on smooth steel (XS)</i>		
7L	dune	+\$0
7M	chai	+\$0
7N	grass	+\$0
7U	blue ridge	+\$0
7V	loden	+\$0
7W	napa	+\$0
7Y	sedona	+\$0
7Z	mink	+\$0
8T	gull	+\$0
8Y	moonbeam	+\$0
B4	blue medium	+\$0
ZK	cappuccino	+\$0
Bright Sand Texture Paint		
<i>For textured paint on smooth steel (XS)</i>		
91	white	+\$0
CL	cool grey neutral	+\$0
G1	graphite	+\$0
WN	warm grey neutral	+\$0
Step 7. Lock		
KA	keyed alike	+\$0
KC	keyed differently, chrome	+\$0
KD	keyed differently, black	+\$0
Step 8. Base Height		
1F	standard height	+\$0
2F	raised height	+\$0

W-Pull Freestanding Pedestal

continued

Step 9. Drawer Interior

For box/box/file (BBF)

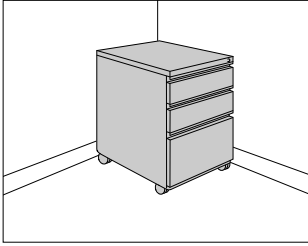
NN	none	+\$0
2M	drawer divider in box drawers, 2 file converters in file drawer	+\$25
3M	drawer divider in one box drawer, pencil tray in one box drawer, 2 file converters in file drawer	+\$25

For file/file (FF)

NN	none	+\$0
1M	2 file converters in each file drawer	+\$25

W-Pull Mobile Pedestal

LW110.



Tu™ Pedestals

Product Information

Description
 This mobile pedestal fits below a hanging or freestanding work surface. It has a smooth-steel case, full-width pulls, and black amber casters. Counterweight is included.

Actual pedestal depth is 19³/₈" or 23¹/₄".
 Drawers are available with full-extension or ³/₄-extension slides. A drawer divider or utility tray is optional for box drawers. File drawers hold letter-size front-to-back hanging files. File converters are optional for letter-, legal-, and A4-size side-to-side hanging files.

Notes

24"-deep pedestal will not fit below the following products:

- 24"-deep Ethospace® work surface with cable management trough
- Action Office® 60"-wide work surface
- Prospects® 60"-wide work surface

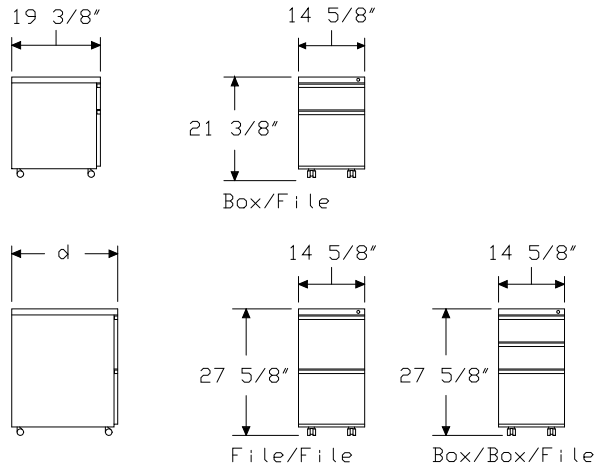
Mobile pedestal will not accept Meridian® retrofit cushion top (TC1-1, TC2-1).

Order optional accessories separately:

- File compressor (LG908)
- File drawer organizer (LG901)
- Pedestal stationery divider (LG905)

For keyed-alike locks, order lock plugs separately. See Keyed-Alike Information in Appendices.

Dimensions



Specification Information

Step 1.
LW110.

Step 2. Depth	
20	20" deep
24	24" deep

Step 3. Configuration

For 20" deep (20)

BBF	box/box/file
BF	box/file
FF	file/file

For 24" deep (24)

BBF	box/box/file
FF	file/file

Prices for Steps 1-3.

	BBF	BF	FF
LW110. 20	\$515	434	467
24	\$520	—	474

Step 4. Slides

For 20" deep (20) with box/box/file (BBF) or box/file (BF)

		BBF	BF
SZ	³ / ₄ -extension galvanized roller slides on all drawers	-\$51	-51
SR	³ / ₄ -extension roller slides on box drawers, full-extension ball bearing on file drawer	+\$0	0
SB	full-extension ball-bearing	+\$50	25

For 20" deep (20) with file/file (FF)

SZ	³ / ₄ -extension galvanized roller slides on all drawers	-\$51	
SB	full-extension ball-bearing	+\$0	

For 24" deep (24) with box/box/file (BBF)

SR	³ / ₄ -extension roller slides on box drawers, full-extension ball bearing on file drawer	+\$0	
SB	full-extension ball-bearing	+\$50	

For 24" deep (24) with file/file (FF)

SB	full-extension ball-bearing	+\$0	
-----------	-----------------------------	------	--

Step 5. Paint/Steel Type		
SS	smooth paint on smooth steel	+\$0
XS	textured paint on smooth steel	+\$0

Step 6. Surface Finish

<i>For smooth paint on smooth steel (SS)</i>		
8Q	folkstone grey	+\$0
BU	black umber	+\$0
HF	inner tone light	+\$0
LU	soft white	+\$0
LT	light tone	+\$0
MT	medium tone	+\$0
SG	slate grey	+\$0
WL	sandstone	+\$0
CN	metallic champagne	+\$40
EH	metallic bronze	+\$40
MS	metallic silver	+\$40

Sand Texture Paint

<i>For textured paint on smooth steel (XS)</i>		
7L	dune	+\$0
7M	chai	+\$0
7N	grass	+\$0
7U	blue ridge	+\$0
7V	loden	+\$0
7W	napa	+\$0
7Y	sedona	+\$0
7Z	mink	+\$0
8T	gull	+\$0
8Y	moonbeam	+\$0
B4	blue medium	+\$0
ZK	cappuccino	+\$0

Bright Sand Texture Paint

<i>For textured paint on smooth steel (XS)</i>		
91	white	+\$0
CL	cool grey neutral	+\$0
G1	graphite	+\$0
WN	warm grey neutral	+\$0

Step 7. Lock

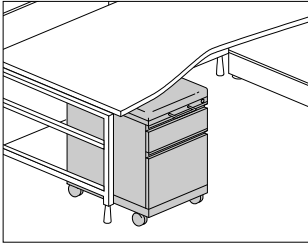
KA	keyed alike	+\$0
KC	keyed differently, chrome	+\$0
KD	keyed differently, black	+\$0

Step 8. Drawer Interior

<i>For box/box/file (BBF)</i>		
NN	none	+\$0
2M	drawer divider in box drawers, 2 file converters in file drawer	+\$25
3M	drawer divider in one box drawer, pencil tray in one box drawer, 2 file converters in file drawer	+\$25

<i>For box/file (BF)</i>		
NN	none	+\$0
4M	drawer divider in box drawer, 2 file converters in file drawer	+\$20
5M	pencil tray in box drawer, 2 file converters in file drawer	+\$20

<i>For file/file (FF)</i>		
NN	none	+\$0
1M	2 file converters in each file drawer	+\$25



Product Information

Description

This mobile pedastool® has a 2"-high cushion on top of a pedestal file to provide temporary guest seating. It has a smooth-steel case, full-width pulls, and black rubber casters. Pedastool can be specified with a hand grip.

Actual pedastool depth is 19³/₈" or 23³/₄".

Drawers are available with full-extension or 3/4-extension slides. A drawer divider or utility tray is optional for box drawers. File drawers hold letter-size front-to-back hanging files. File converters are optional for letter-, legal-, and A4-size side-to-side hanging files.

Notes

Order optional accessories separately:

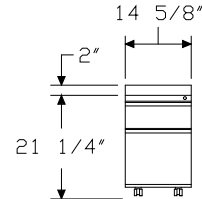
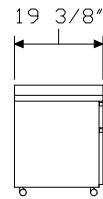
- File compressor (LG908)
- File drawer organizer (LG901)
- Pedestal stationery divider (LG905)

Pedastool cushion accepts Customer's Own Material (COM). Yardage is estimated for nondirectional, 54"-wide fabrics. Order 1/2 yard of fabric per cushion. For odd number of cushions, round up to next whole yard. For information on multiple quantities or directional fabrics, contact COM Department. See Order Information in Appendices.

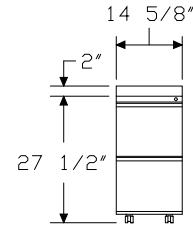
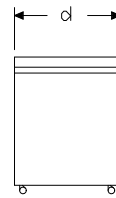
Pedastool is tested and warranted for use by persons 300 pounds and under.

For keyed-alike locks, order lock plugs separately. See Keyed-Alike Information in Appendices.

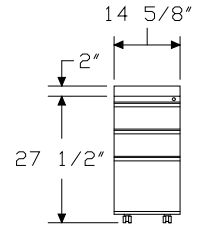
Dimensions



Box/File



File/File



Box/Box/File

W-Pull Mobile Pedastool *continued*

Specification Information

Step 1.
LW120.

Step 2. Depth
20 20" deep
24 24" deep

Step 3. Configuration

For 20" deep (20)
BBF box/box/file
BF box/file
FF file/file

For 24" deep (24)
BBF box/box/file
FF file/file

Prices for Steps 1-3.			
	BBF	BF	FF
LW120. 20	\$685	604	637
24	\$690	—	644

Step 4. Slides

<i>For 20" deep (20) with box/box/file (BBF) or box/file (BF)</i>			
		BBF	BF
SZ	¾-extension galvanized roller slides on all drawers	-\$51	-51
SR	¾-extension roller slides on box drawers, full-extension ball bearing on file drawer	+\$0	0
SB	full-extension ball-bearing	+\$50	25

<i>For 20" deep (20) with file/file (FF)</i>			
SZ	¾-extension galvanized roller slides on all drawers		-\$51
SB	full-extension ball-bearing		+\$0

<i>For 24" deep (24) with box/box/file (BBF)</i>			
SR	¾-extension roller slides on box drawers, full-extension ball bearing on file drawer		+\$0
SB	full-extension ball-bearing		+\$50

<i>For 24" deep (24) with file/file (FF)</i>			
SB	full-extension ball-bearing		+\$0

Step 5. Paint/Steel Type		
SS	smooth paint on smooth steel	+\$0
XS	textured paint on smooth steel	+\$0

Step 6. Surface Finish

<i>For smooth paint on smooth steel (SS)</i>		
8Q	folkstone grey	+\$0
BU	black umber	+\$0
HF	inner tone light	+\$0
LT	light tone	+\$0
LU	soft white	+\$0
MT	medium tone	+\$0
SG	slate grey	+\$0
WL	sandstone	+\$0
CN	metallic champagne	+\$40
EH	metallic bronze	+\$40
MS	metallic silver	+\$40

Sand Texture Paint		
<i>For textured paint on smooth steel (XS)</i>		
7L	dune	+\$0
7M	chai	+\$0
7N	grass	+\$0
7U	blue ridge	+\$0
7V	loden	+\$0
7W	napa	+\$0
7Y	sedona	+\$0
7Z	mink	+\$0
8T	gull	+\$0
8Y	moonbeam	+\$0
B4	blue medium	+\$0
ZK	cappuccino	+\$0

Bright Sand Texture Paint		
<i>For textured paint on smooth steel (XS)</i>		
91	white	+\$0
CL	cool grey neutral	+\$0
G1	graphite	+\$0
WN	warm grey neutral	+\$0

W-Pull Mobile Pedastool *continued*

Step 7. Cushion Top Fabric	
Price Category 1	+\$0
Price Category 2	+\$35
Price Category 3	+\$50
Price Category 4	+\$66
Price Category 7	+\$147
Price Category 9	+\$938
Price Category B	+\$35
Price Category E	+\$87
Price Category G	+\$156
Price Category H	+\$207

Step 8. Handle	
HN no hand grip	+\$0
H1 hand grip	+\$48

Step 9. Lock	
KA keyed alike	+\$0
KC keyed differently, chrome	+\$0
KD keyed differently, black	+\$0

Step 10. Drawer Interior

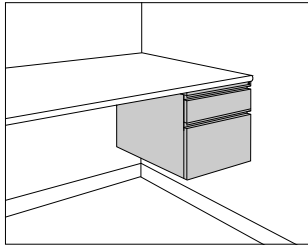
<i>For box/box/file (BBF)</i>	
NN none	+\$0
2M drawer divider in box drawers, 2 file converters in file drawer	+\$25
3M drawer divider in one box drawer, pencil tray in one box drawer, 2 file converters in file drawer	+\$25

<i>For box/file (BF)</i>	
NN none	+\$0
4M drawer divider in box drawer, 2 file converters in file drawer	+\$20
5M pencil tray in box drawer, 2 file converters in file drawer	+\$20

<i>For file/file (FF)</i>	
NN none	+\$0
1M 2 file converters in each file drawer	+\$25

W-Pull Suspended Pedestal

LW130.



Product Information

Description

This pedestal mounts under a predrilled hanging or freestanding work surface. It has a smooth-steel case and full-width pulls. Mounting hardware included.

Actual pedestal depth is 19³/₈".

Drawers are available with full-extension or 3/4-extension slides. A drawer divider or utility tray is optional for the box drawer. The file drawer holds letter-size front-to-back hanging files. File converters are optional for letter-, legal-, and A4-size side-to-side hanging files.

Notes

Pedestal will not mount under the following products:

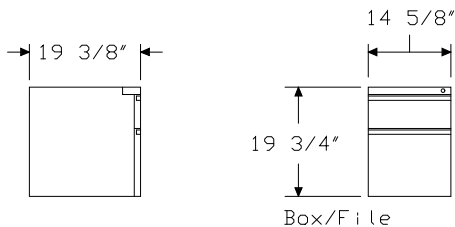
- Action Office® table
- Ethospace® peninsula with access cover
- Ethospace work surface in off-module application

Order optional accessories separately:

- File compressor (LG908)
- File drawer organizer (LG901)
- Pedestal stationery divider (LG905)

For keyed-alike locks, order lock plugs separately. See Keyed-Alike Information in Appendices.

Dimensions



Specification Information

Step 1.

LW130.20BF \$311

Step 2. Slides

SZ	3/4-extension galvanized roller slides on all drawers	-\$51
SR	3/4-extension roller slides on box drawers, full-extension ball bearing on file drawer	+\$0
SB	full-extension ball-bearing	+\$25

Step 3. Paint/Steel Type

SS	smooth paint on smooth steel	+\$0
XS	textured paint on smooth steel	+\$0

Step 4. Surface Finish

For smooth paint on smooth steel (SS)

8Q	folkstone grey	+\$0
BU	black umber	+\$0
HF	inner tone light	+\$0
LT	light tone	+\$0
LU	soft white	+\$0
MT	medium tone	+\$0
SG	slate grey	+\$0
WL	sandstone	+\$0
CN	metallic champagne	+\$40
EH	metallic bronze	+\$40
MS	metallic silver	+\$40

Sand Texture Paint

For textured paint on smooth steel (XS)

7L	dune	+\$0
7M	chai	+\$0
7N	grass	+\$0
7U	blue ridge	+\$0
7V	loden	+\$0
7W	napa	+\$0
7Y	sedona	+\$0
7Z	mink	+\$0
8T	gull	+\$0
8Y	moonbeam	+\$0
B4	blue medium	+\$0
ZK	cappuccino	+\$0

W-Pull Suspended Pedestal *continued*

Tu™ Pedestals

Bright Sand Texture Paint

For textured paint on smooth steel (XS)

91	white	+\$0
CL	cool grey neutral	+\$0
G1	graphite	+\$0
WN	warm grey neutral	+\$0

Step 5. Lock

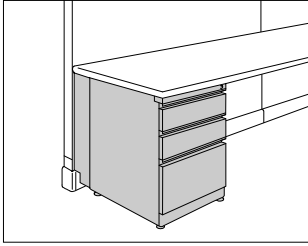
KA	keyed alike	+\$0
KC	keyed differently, chrome	+\$0
KD	keyed differently, black	+\$0

Step 6. Drawer Interior

NN	none	+\$0
4M	drawer divider in box drawer, 2 file converters in file drawer	+\$20
5M	pencil tray in box drawer, 2 file converters in file drawer	+\$20

W-Pull Support Pedestal

LW150.



Product Information

Description

This pedestal attaches to both a work surface and a panel or frame at either the end of a run or mid-run to provide support. It eliminates the need for a return panel/frame and connector or a work surface support panel. It has a smooth-steel case, full-width pulls, and 1³/₄" leveling glides. It attaches under a work surface on the left or right side.

Attachment hardware and support bracket are included.

The actual pedestal depth is 19³/₈", 23¹/₄", or 27³/₄". A 20"-deep pedestal supports a 24"-deep work surface. A 24"-deep pedestal supports a 30"-deep Ethospace® work surface with cable management trough. A 28"-deep pedestal supports a 30"-deep work surface.

Drawers are available with full-extension or 3/4-extension slides. A drawer divider or utility tray is optional for box drawers. File drawers hold letter-size front-to-back hanging files. File converters are optional for letter-, legal-, and A4-size side-to-side hanging files.

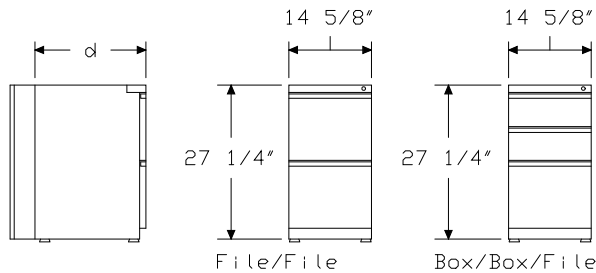
Notes

Order optional accessories separately:

- File compressor (LG908)
- File drawer organizer (LG901)
- Pedestal stationery divider (LG905)

For keyed-alike locks, order lock plugs separately. See Keyed-Alike Information in Appendices.

Dimensions



Specification Information

Step 1.

LW150.

Step 2. Depth

20	20" deep
24	24" deep
28	28" deep

Step 3. Configuration

BBF	box/box/file
FF	file/file

Prices for Steps 1-3.

	BBF	FF
LW150. 20	\$490	454
24	\$513	488
28	\$541	517

Step 4. Slides

For 20" deep (20) with box/box/file (BBF)

SZ	3/4-extension galvanized roller slides on all drawers	-\$51
SR	3/4-extension roller slides on box drawers, full-extension ball bearing on file drawer	+\$0
SB	full-extension ball-bearing	+\$50

For 20" deep (20) with file/file (FF)

SZ	3/4-extension galvanized roller slides on all drawers	-\$51
SB	full-extension ball-bearing	+\$0

For 24" deep (24) or 28" deep (28) with box/box/file (BBF)

SR	3/4-extension roller slides on box drawers, full-extension ball bearing on file drawer	+\$0
SB	full-extension ball-bearing	+\$50

For 24" deep (24) or 28" deep (28) with file/file (FF)

SB	full-extension ball-bearing	+\$0
-----------	-----------------------------	------

Step 5. Paint/Steel Type

SS	smooth paint on smooth steel	+\$0
XS	textured paint on smooth steel	+\$0

W-Pull Support Pedestal *continued*

Tu™ Pedestals

Step 6. Surface Finish

For smooth paint on smooth steel (SS)

8Q	folkstone grey	+\$0
BU	black umber	+\$0
HF	inner tone light	+\$0
LT	light tone	+\$0
LU	soft white	+\$0
MT	medium tone	+\$0
SG	slate grey	+\$0
WL	sandstone	+\$0
CN	metallic champagne	+\$40
EH	metallic bronze	+\$40
MS	metallic silver	+\$40

Sand Texture Paint

For textured paint on smooth steel (XS)

7L	dune	+\$0
7M	chai	+\$0
7N	grass	+\$0
7U	blue ridge	+\$0
7V	loden	+\$0
7W	napa	+\$0
7Y	sedona	+\$0
7Z	mink	+\$0
8T	gull	+\$0
8Y	moonbeam	+\$0
B4	blue medium	+\$0
ZK	cappuccino	+\$0

Bright Sand Texture Paint

For textured paint on smooth steel (XS)

91	white	+\$0
CL	cool grey neutral	+\$0
G1	graphite	+\$0
WN	warm grey neutral	+\$0

Step 7. Attachment Bracket

For smooth paint on smooth steel (SS)

1A	for Action Office® Series 1 and 2 radiused-edge work surface	+\$0
2A	for Action Office® Series 1 and 2 squared-edge work surface	+\$0
3A	for Prospects® System	+\$0
E1	for Ethospace® System	+\$0
F8	for Vivo® Interiors	+\$0

For textured paint on smooth steel (XS)

1A	for Action Office® Series 1 and 2 radiused-edge work surface	+\$0
2A	for Action Office® Series 1 and 2 squared-edge work surface	+\$0
E1	for Ethospace® System	+\$0
F8	for Vivo® Interiors	+\$0

Step 8. Lock

KA	keyed alike	+\$0
KC	keyed differently, chrome	+\$0
KD	keyed differently, black	+\$0

Step 9. Drawer Interior

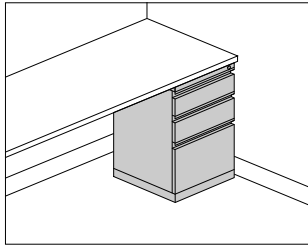
For box/box/file (BBF)

NN	none	+\$0
2M	drawer divider in box drawers, 2 file converters in file drawer	+\$25
3M	drawer divider in one box drawer, pencil tray in one box drawer, 2 file converters in file drawer	+\$25

For file/file (FF)

NN	none	+\$0
1M	2 file converters in each file drawer	+\$25

W-Pull Surface-Attached Pedestal LW140.



Product Information

Description

This pedestal attaches under a work surface on the left or right side to provide support and eliminates the need for a cantilever. It has a smooth-steel case, full-width pulls, and 1" leveling glides. Attachment hardware is included.

Actual pedestal depth is 19³/₈", 23¹/₄", or 27³/₄". A 20"-deep pedestal supports a 24"-deep work surface. A 24"-deep pedestal supports a 30"-deep Ethospace® work surface with cable management trough. A 28"-deep pedestal supports a 30"-deep work surface. Raised-height configuration adds 3/4" to the overall height of the pedestal.

Drawers are available with full-extension or 3/4-extension slides. A drawer divider or utility tray is optional for box drawers. File drawers hold letter-size front-to-back hanging files. File converters are optional for letter-, legal-, and A4-size side-to-side hanging files.

Notes

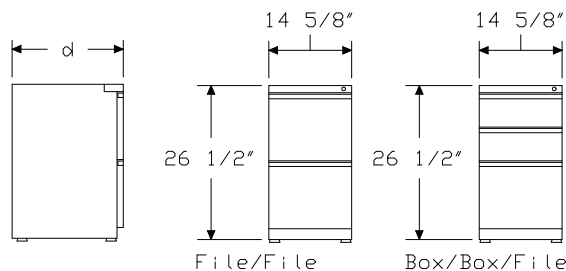
Base on 2 drawers, raised height option (1) aligns with base on Tu storage towers.

Order optional accessories separately:

- File compressor (LG908)
- File drawer organizer (LG901)
- Pedestal stationery divider (LG905)

For keyed-alike locks, order lock plugs separately. See Keyed-Alike Information in Appendices.

Dimensions



Specification Information

Step 1.

LW140.

Step 2. Depth

20	20" deep
24	24" deep
28	28" deep

Step 3. Configuration

BBF	box/box/file
FF	file/file

Prices for Steps 1-3.

	BBF	FF
LW140. 20	\$442	404
24	\$455	415
28	\$513	470

Step 4. Slides

For 20" deep (20) with box/box/file (BBF)

SZ	3/4-extension galvanized roller slides on all drawers	-\$51
SR	3/4-extension roller slides on box drawers, full-extension ball bearing on file drawer	+\$0
SB	full-extension ball-bearing	+\$50

For 20" deep (20) with file/file (FF)

SZ	3/4-extension galvanized roller slides on all drawers	-\$51
SB	full-extension ball-bearing	+\$0

For 24" deep (24) or 28" deep (28) with box/box/file (BBF)

SR	3/4-extension roller slides on box drawers, full-extension ball bearing on file drawer	+\$0
SB	full-extension ball-bearing	+\$50

For 24" deep (24) or 28" deep (28) with file/file (FF)

SB	full-extension ball-bearing	+\$0
-----------	-----------------------------	------

Step 5. Paint/Steel Type

SS	smooth paint on smooth steel	+\$0
XS	textured paint on smooth steel	+\$0

W-Pull Surface-Attached Pedestal

continued

Tu™ Pedestals

Step 6. Surface Finish

For smooth paint on smooth steel (SS)

8Q	folkstone grey	+\$0
BU	black umber	+\$0
HF	inner tone light	+\$0
LT	light tone	+\$0
LU	soft white	+\$0
MT	medium tone	+\$0
SG	slate grey	+\$0
WL	sandstone	+\$0
CN	metallic champagne	+\$40
EH	metallic bronze	+\$40
MS	metallic silver	+\$40

Sand Texture Paint

For textured paint on smooth steel (XS)

7L	dune	+\$0
7M	chai	+\$0
7N	grass	+\$0
7U	blue ridge	+\$0
7V	loden	+\$0
7W	napa	+\$0
7Y	sedona	+\$0
7Z	mink	+\$0
8T	gull	+\$0
8Y	moonbeam	+\$0
B4	blue medium	+\$0
ZK	cappuccino	+\$0

Bright Sand Texture Paint

For textured paint on smooth steel (XS)

91	white	+\$0
CL	cool grey neutral	+\$0
G1	graphite	+\$0
WN	warm grey neutral	+\$0

Step 7. Lock

KA	keyed alike	+\$0
KC	keyed differently, chrome	+\$0
KD	keyed differently, black	+\$0

Step 8. Base Height

1F	standard height	+\$0
2F	raised height	+\$0

Step 9. Drawer Interior

For box/box/file (BBF)

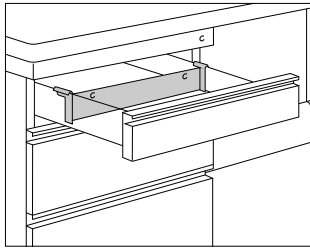
NN	none	+\$0
2M	drawer divider in box drawers, 2 file converters in file drawer	+\$25
3M	drawer divider in one box drawer, pencil tray in one box drawer, 2 file converters in file drawer	+\$25

For file/file (FF)

NN	none	+\$0
1M	2 file converters in each file drawer	+\$25

Drawer Divider, Tu™ Pedestal

LG903.



Product Information

Description

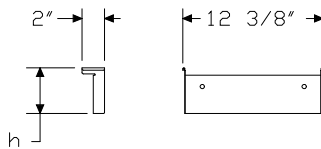
This adjustable divider is used in a pencil or box drawer. Finish is black umber.

Notes

Divider can be used in the following products:

- 5000 Series furniture with B- and F-pull pedestals
- Tu™ Q-, R-, T-, V-, and W-pull pedestals
- Tu storage towers

Dimensions



Specification Information

Step 1.

LG903.

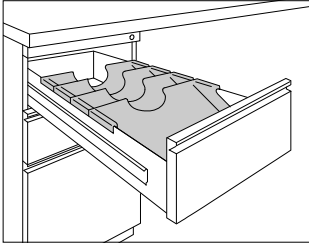
Step 2. Usage

- 3** for pencil drawer
- 6** for box drawer

Prices for Steps 1-2.

LG903. 3	\$11
6	\$12

Stationery Divider, Tu™ Pedestal LG905



Tu™ Pedestal Accessories

Product Information

Description

These 4 removable dividers are used in box drawers. Finish is black umber.

Notes

Dividers can be used in the following products:

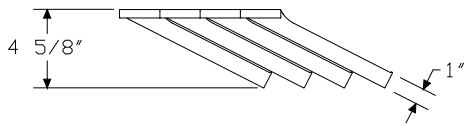
- 5000 Series furniture with B- and F-pull pedestals
- Tu™ Q-, R-, T-, V-, and W-pull pedestals
- Tu storage towers

Dimensions

Specification Information

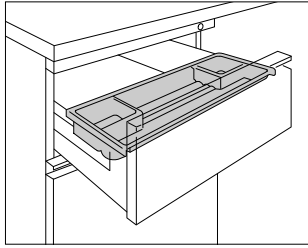
Step 1.

LG905 \$39



Utility Tray, Tu™ Pedestal

LG906



Product Information

Description

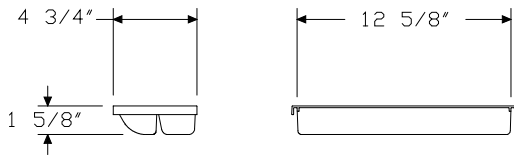
This sectioned tray stores pencils and small items in a pencil or box drawer. Finish is black umber.

Notes

Tray can be used in the following products:

- 5000 Series furniture with B- and F-pull pedestals
- Tu™ Q-, R-, T-, V-, and W-pull pedestals
- Tu storage towers

Dimensions

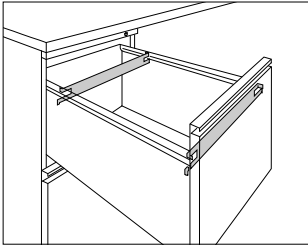


Specification Information

Step 1.

LG906

\$16



Tu™ Pedestal Accessories

Product Information

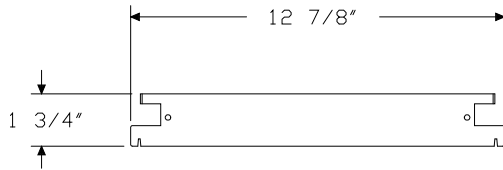
Description

These black umber bars convert a file drawer to hold letter-, legal-, and A4-size side-to-side hanging files. 2 converters are used per drawer. Package contains 4.

Notes

- Converters can be used in the following products:
- 5000 Series furniture with B- and F-pull pedestals
 - Tu™ Q-, R-, T-, V-, and W-pull pedestals
 - Tu storage towers

Dimensions

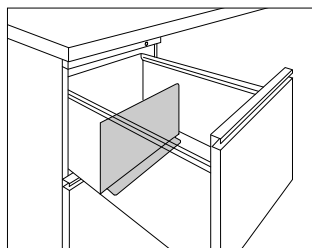


Specification Information

Step 1.

LG907

\$24



Product Information

Description

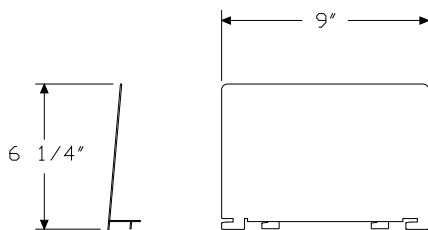
These compressors lock into slots in the bottom of a pedestal file drawer to divide non-hanging files. Finish is black umber. Package contains 4.

Notes

Compressors can be used in the following products:

- 5000 Series furniture with B- and F-pull pedestals
- Tu™ Q-, R-, T-, V-, and W-pull pedestals
- Tu storage towers

Dimensions

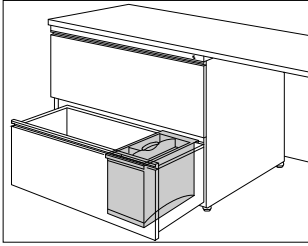


Specification Information

Step 1.

LG908

\$39

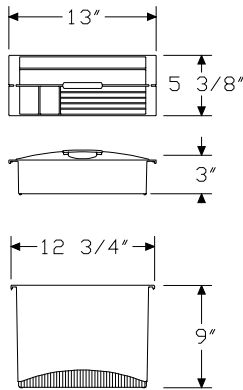


Product Information

Description

This 2-sectioned organizer fits into any file drawer arranged for letter-size filing. The removable top section stores computer disks and other small items. The bottom section stores larger items or can be divided into 3 compartments; it includes 2 vertical dividers. Finish is black umber.

Dimensions



Specification Information

Step 1.

LG901

\$62

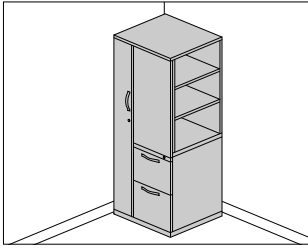
Storage Towers

Tower Accessories



Q-Pull Storage Tower

LQ300.
LQ310.



Product Information

Description

This freestanding storage tower has a wardrobe on 1 side and the option of a storage case or side-facing bookcase on the other side. Pedestal is located opposite of wardrobe. The tower has a smooth-steel case, applied metal arc pulls, and integrated base with 1" leveling glides.

Available in 9 heights.

Actual tower depth is 23 1/4". Actual tower width is 23 7/8".

9"-wide wardrobe is available with a coat hook or coat rod.

15"-wide storage case is locking and has 1 or 2 adjustable shelves.

Shelves adjust in 1 1/4" increments, starting 7" from the bottom of the storage case.

Side-facing bookcase is 14 1/2" deep and 23 1/4" wide. It includes 1 or 2 adjustable shelves that adjust in 1 1/4" increments. Bottom of bookcase section aligns with a 29"-high surface.

Pedestal is locking, with one lock securing all drawers. It includes a positive interlock system that permits only 1 drawer to open at a time. Drawers are available in a variety of box and file drawer configurations. Box drawers are available with full-extension or 3/4-extension slides and include a drawer divider or utility tray. File drawers have full-extension slides and hold letter-size front-to-back hanging files. Each file drawer includes file converters for letter-, legal- and A4-size side-to-side hanging files.

Notes

Pull design conforms to guidelines of Americans with Disabilities Act (ADA).

The following chart shows the number of adjustable shelves in each storage case/side-facing bookcase based on tower height:

Height—Shelves

- 46" h (45" actual)—1 shelf
- 53" h (52 1/2" actual)—1 shelf
- 54" h (53 1/2" actual)—1 shelf
- 57" h (56" actual)—1 shelf
- 62" h (61 1/2" actual)—1 shelf
- 65" h (64 1/2" actual)—2 shelves
- 67" h (66 1/2" actual)—2 shelves
- 68" h (67" actual)—2 shelves
- 70" h (69 1/2" actual)—2 shelves

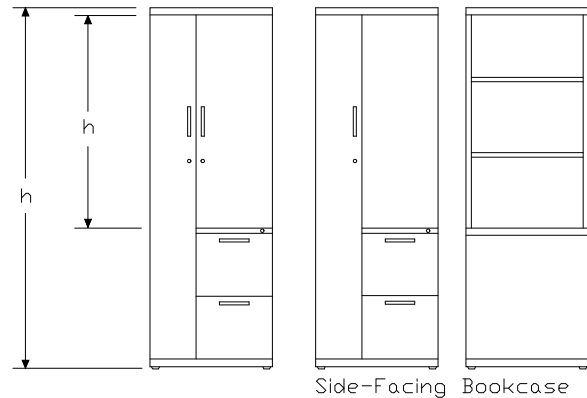
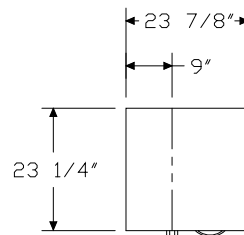
Dimensional illustrations do not include all possible configurations.

Order optional accessories separately:

- File compressor (LG908)
- File drawer organizer (LG901)
- Pedestal stationery divider (LG905)

All locks in tower are factory installed and are keyed alike within the tower. For specific numbering choices, specify KA and order lock plugs separately. See Keyed-Alike Information in Appendices.

Dimensions



Q-Pull Storage Tower *continued*

Tu™ Storage Towers

Specification Information

Step 1.

LQ3

Step 2. Storage Configuration

- 00.** storage case
- 10.** side-facing bookcase

Step 3. Height

- 46** 46" high
- 53** 53" high
- 54** 54" high
- 57** 57" high
- 62** 62" high
- 65** 65" high
- 67** 67" high
- 68** 68" high
- 70** 70" high

Step 4. Wardrobe Location

- L** wardrobe left
- R** wardrobe right

Step 5. Drawer Configuration

For 46" high (46), 53" high (53), 54" high (54), or 57" high (57)

- R** file/file
- S** box/box/file

For 62" high (62), 65" high (65), 67" high (67), 68" high (68), or 70" high (70)

- R** file/file
- S** box/box/file
- T** file/file/file
- V** box/box/file/file

Prices for Steps 1-5.

	R	S	T	V
LQ300. 46 L	\$2247	2299	—	—
R	\$2247	2299	—	—
53 L	\$2282	2336	—	—
R	\$2282	2336	—	—
54 L	\$2304	2357	—	—
R	\$2304	2357	—	—
57 L	\$2327	2381	—	—
R	\$2327	2381	—	—

62 L	\$2338	2390	2556	2613
R	\$2338	2390	2556	2613
65 L	\$2365	2418	2585	2643
R	\$2365	2418	2585	2643
67 L	\$2392	2446	2615	2674
R	\$2392	2446	2615	2674
68 L	\$2405	2458	2629	2687
R	\$2405	2458	2629	2687
70 L	\$2421	2474	2647	2705
R	\$2421	2474	2647	2705
LQ310. 46 L	\$2350	2402	—	—
R	\$2350	2402	—	—
53 L	\$2385	2439	—	—
R	\$2385	2439	—	—
54 L	\$2405	2460	—	—
R	\$2405	2460	—	—
57 L	\$2430	2484	—	—
R	\$2430	2484	—	—
62 L	\$2441	2493	2669	2725
R	\$2441	2493	2669	2725
65 L	\$2468	2521	2698	2756
R	\$2468	2521	2698	2756
67 L	\$2495	2549	2728	2787
R	\$2495	2549	2728	2787
68 L	\$2508	2561	2742	2800
R	\$2508	2561	2742	2800
70 L	\$2524	2577	2759	2817
R	\$2524	2577	2759	2817

Step 6. Slides

For file/file (R) or file/file/file (T)

- SB** full-extension ball-bearing +\$0

For box/box/file (S) or box/box/file/file (V)

- SR** 3/4-extension roller slides on box drawers, full-extension ball bearing on file drawer -\$50
- SB** full-extension ball-bearing +\$0

Step 7. Paint/Steel Type

- SS** smooth paint on smooth steel +\$0
- XS** textured paint on smooth steel +\$0

Step 8. Surface Finish

For smooth paint on smooth steel (SS)

8Q	folkstone grey	+\$0
BU	black umber	+\$0
HF	inner tone light	+\$0
LT	light tone	+\$0
LU	soft white	+\$0
MT	medium tone	+\$0
SG	slate grey	+\$0
WL	sandstone	+\$0
CN	metallic champagne	+\$100
EH	metallic bronze	+\$100
MS	metallic silver	+\$100

Sand Texture Paint

For textured paint on smooth steel (XS)

7L	dune	+\$0
7M	chai	+\$0
7N	grass	+\$0
7U	blue ridge	+\$0
7V	loden	+\$0
7W	napa	+\$0
7Y	sedona	+\$0
7Z	mink	+\$0
8T	gull	+\$0
8Y	moonbeam	+\$0
B4	blue medium	+\$0
ZK	cappuccino	+\$0

Bright Sand Texture Paint

For textured paint on smooth steel (XS)

91	white	+\$0
CL	cool grey neutral	+\$0
G1	graphite	+\$0
WN	warm grey neutral	+\$0

Step 9. Lock

KA	keyed alike	+\$0
KC	keyed differently, chrome	+\$0
KD	keyed differently, black	+\$0

Step 10. Pull Finish

BW	warm bronze	+\$0
NH	brushed nickel	+\$0
NK	black nickel	+\$0

Step 11. Wardrobe Interior

CH	coat hook	+\$0
CR	coat rod	+\$15

Step 12. Drawer Interior

For file/file (R) or file/file/file (T)

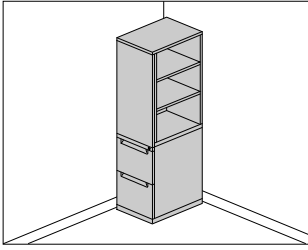
NN	none	-\$25
1M	2 file converters in each file drawer	+\$0

For box/box/file (S) or box/box/file/file (V)

NN	none	-\$25
2M	drawer divider in box drawers, 2 file converters in file drawer	+\$0
3M	drawer divider in one box drawer, pencil tray in one box drawer, 2 file converters in file drawer	+\$0

V-Pull Storage Tower, No Wardrobe

LV320.
LV330.



Tu™ Storage Towers

Product Information

Description

This freestanding storage tower has a pedestal in the lower section and the option of a storage case or side-facing bookcase above. It has a smooth-steel case, full-width recessed pulls, and integrated base with 1" leveling glides.

Storage case is locking and has 1 or 2 adjustable shelves. Shelves adjust in 1 1/4" increments.

Side-facing bookcase is 14 1/2" deep and 23 1/4" wide. It includes 1 or 2 adjustable shelves that adjust in 1 1/4" increments. Bottom of bookcase section aligns with a 29"-high surface.

Pedestal is locking, with one lock securing all drawers. It includes a positive interlock system that permits only 1 drawer to open at a time. Drawers are available in box/box/file or file/file configuration. Box drawers are available with full-extension or 3/4-extension slides. File drawers have full-extension slides and hold letter-size front-to-back hanging files. File converters are optional for letter-, legal- and A4-size side-to-side hanging files.

Notes

42"-high tower is available with side-facing bookcase only.

The following chart shows the number of adjustable shelves in each storage case/side-facing bookcase based on tower height:

Height—Shelves

42" h—1 shelf

46" h—1 shelf

57" h—1 shelf

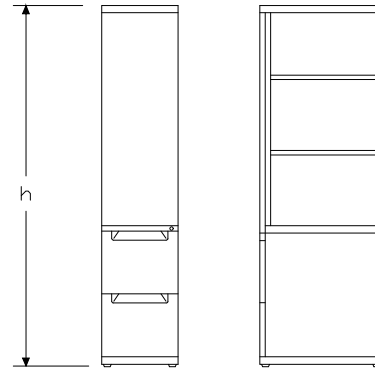
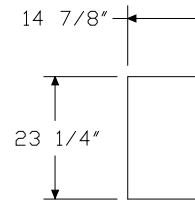
68" h—2 shelves

Order optional accessories separately:

- File compressor (LG908)
- File drawer organizer (LG901)
- Pedestal stationery divider (LG905)

All locks in tower are factory installed and are keyed alike within the tower. For specific numbering choices, specify KA and order lock plugs separately. See Keyed-Alike Information in Appendices.

Dimensions



V-Pull Storage Tower, No Wardrobe *continued*

Specification Information

Step 1.

LV3

Step 2. Storage Configuration

20. storage case

30. side-facing bookcase

Step 3. Height

For storage case (20.)

46 46" high

57 57" high

68 68" high

For side-facing bookcase (30.)

42 42" high

46 46" high

57 57" high

68 68" high

Step 4. Door or Bookcase Direction

L left-hinged door or left-facing bookcase

R right-hinged door or right-facing bookcase

Step 5. Drawer Configuration

R file/file

S box/box/file

Prices for Steps 1-5.

	R	S
LV320. 46 L	\$1440	1465
R	\$1440	1465
57 L	\$1492	1518
R	\$1492	1518
68 L	\$1545	1572
R	\$1545	1572
LV330. 42 L	\$1459	1484
R	\$1459	1484
46 L	\$1513	1539
R	\$1513	1539
57 L	\$1566	1593
R	\$1566	1593
68 L	\$1623	1651
R	\$1623	1651

Step 6. Slides

For file/file (R)

SB full-extension ball-bearing +\$0

For box/box/file (S)

SR 3/4-extension roller slides on box drawers, full-extension ball bearing on file drawer +\$0

SB full-extension ball-bearing +\$50

Step 7. Paint/Steel Type

SS smooth paint on smooth steel +\$0

XS textured paint on smooth steel +\$0

Step 8. Surface Finish

For smooth paint on smooth steel (SS)

8Q folkstone grey +\$0

BU black umber +\$0

HF inner tone light +\$0

LT light tone +\$0

LU soft white +\$0

MT medium tone +\$0

SG slate grey +\$0

WL sandstone +\$0

CN metallic champagne +\$75

EH metallic bronze +\$75

MS metallic silver +\$75

Sand Texture Paint

For textured paint on smooth steel (XS)

7L dune +\$0

7M chai +\$0

7N grass +\$0

7U blue ridge +\$0

7V loden +\$0

7W napa +\$0

7Y sedona +\$0

7Z mink +\$0

8T gull +\$0

8Y moonbeam +\$0

B4 blue medium +\$0

ZK cappuccino +\$0

V-Pull Storage Tower, No Wardrobe *continued*

Tu™ Storage Towers

Bright Sand Texture Paint
For textured paint on smooth steel (XS)

91	white	+\$0
CL	cool grey neutral	+\$0
G1	graphite	+\$0
WN	warm grey neutral	+\$0

Step 9. Lock

KA	keyed alike	+\$0
KC	keyed differently, chrome	+\$0
KD	keyed differently, black	+\$0

Step 10. Drawer Interior

For file/file (R)

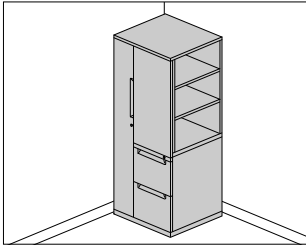
NN	none	+\$0
1M	2 file converters in each file drawer	+\$25

For box/box/file (S)

NN	none	+\$0
2M	drawer divider in box drawers, 2 file converters in file drawer	+\$25
3M	drawer divider in one box drawer, pencil tray in one box drawer, 2 file converters in file drawer	+\$25

V-Pull Storage Tower

LV300.
LV310.



Product Information

Description

This freestanding storage tower has a wardrobe on 1 side and the option of a storage case or side-facing bookcase on the other side. Pedestal is located opposite of wardrobe. The tower has a smooth-steel case, full-width recessed pulls, and integrated base with 1" leveling glides.

Available in 9 heights.

Actual tower depth is 23 1/4". Actual tower width is 23 7/8".

9"-wide wardrobe is available with a coat hook or coat rod.

15"-wide storage case is locking and has 1 or 2 adjustable shelves.

Shelves adjust in 1 1/4" increments, starting 7" from the bottom of the storage case.

Side-facing bookcase is 14 1/2" deep and 23 1/4" wide. It includes 1 or 2 adjustable shelves that adjust in 1 1/4" increments. Bottom of bookcase section aligns with a 29"-high surface.

Pedestal is locking, with one lock securing all drawers. It includes a positive interlock system that permits only 1 drawer to open at a time. Drawers are available in a variety of box and file drawer configurations. Box drawers are available with full-extension or 3/4-extension slides and include a drawer divider or utility tray. File drawers have full-extension slides and hold letter-size front-to-back hanging files. File converters are optional for letter-, legal- and A4-size side-to-side hanging files.

Notes

The following chart shows the number of adjustable shelves in each storage case/side-facing bookcase based on tower height:

Height—Shelves

- 46" h (45" actual)—1 shelf
- 53" h (52 1/2" actual)—1 shelf
- 54" h (53 1/2" actual)—1 shelf
- 57" h (56" actual)—1 shelf
- 62" h (61 1/2" actual)—1 shelf
- 65" h (64 1/2" actual)—2 shelves
- 67" h (66 1/2" actual)—2 shelves
- 68" h (67" actual)—2 shelves
- 70" h (69 1/2" actual)—2 shelves

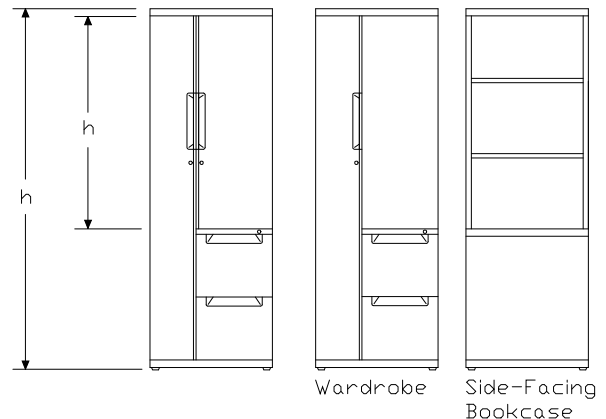
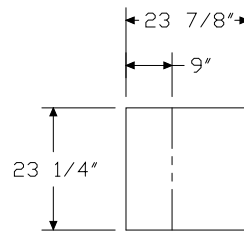
Dimensional illustrations do not include all possible configurations.

Order optional accessories separately:

- File compressor (LG908)
- File drawer organizer (LG901)
- Pedestal stationery divider (LG905)

All locks in tower are factory installed and are keyed alike within the tower. For specific numbering choices, specify KA and order lock plugs separately. See Keyed-Alike Information in Appendices.

Dimensions



V-Pull Storage Tower *continued*

Tu™ Storage Towers

Specification Information				
Step 1.				
LV3				
Step 2. Storage Configuration				
00.	storage case			
10.	side-facing bookcase			
Step 3. Height				
46	46" high			
53	53" high			
54	54" high			
57	57" high			
62	62" high			
65	65" high			
67	67" high			
68	68" high			
70	70" high			
Step 4. Wardrobe Location				
L	wardrobe left			
R	wardrobe right			
Step 5. Drawer Configuration				
<i>For 46" high (46), 53" high (53), 54" high (54), or 57" high (57)</i>				
R	file/file			
S	box/box/file			
<i>For 62" high (62), 65" high (65), 67" high (67), 68" high (68), or 70" high (70)</i>				
R	file/file			
S	box/box/file			
T	file/file/file			
V	box/box/file/file			
Prices for Steps 1-5.				
	R	S	T	V
LV300. 46 L	\$2155	2191	—	—
R	\$2155	2191	—	—
53 L	\$2188	2226	—	—
R	\$2188	2226	—	—
54 L	\$2210	2249	—	—
R	\$2210	2249	—	—
57 L	\$2232	2272	—	—
R	\$2232	2272	—	—

62 L	\$2242	2280	2451	2493
R	\$2242	2280	2451	2493
65 L	\$2270	2308	2482	2523
R	\$2270	2308	2482	2523
67 L	\$2298	2335	2512	2406
R	\$2298	2335	2512	2406
68 L	\$2310	2348	2525	2567
R	\$2310	2348	2525	2567
70 L	\$2324	2363	2541	2583
R	\$2324	2363	2541	2583
LV310. 46 L	\$2257	2293	—	—
R	\$2257	2293	—	—
53 L	\$2290	2328	—	—
R	\$2290	2328	—	—
54 L	\$2312	2351	—	—
R	\$2312	2351	—	—
57 L	\$2334	2374	—	—
R	\$2334	2374	—	—
62 L	\$2344	2382	2562	2604
R	\$2344	2382	2562	2604
65 L	\$2372	2410	2593	2635
R	\$2372	2410	2593	2635
67 L	\$2400	2437	2624	2664
R	\$2400	2437	2624	2664
68 L	\$2412	2450	2637	2678
R	\$2412	2450	2637	2678
70 L	\$2426	2465	2652	2695
R	\$2426	2465	2652	2695

Step 6. Slides			
<i>For file/file (R) or file/file/file (T)</i>			
SB	full-extension ball-bearing		+\$0
<i>For box/box/file (S) or box/box/file/file (V)</i>			
SR	3/4-extension roller slides on box drawers, full-extension ball bearing on file drawer		+\$0
SB	full-extension ball-bearing		+\$50

Step 7. Paint/Steel Type			
SS	smooth paint on smooth steel		+\$0
XS	textured paint on smooth steel		+\$0

V-Pull Storage Tower *continued*

Step 8. Surface Finish

For smooth paint on smooth steel (SS)

8Q	folkstone grey	+\$0
BU	black umber	+\$0
HF	inner tone light	+\$0
LT	light tone	+\$0
LU	soft white	+\$0
MT	medium tone	+\$0
SG	slate grey	+\$0
WL	sandstone	+\$0
CN	metallic champagne	+\$100
EH	metallic bronze	+\$100
MS	metallic silver	+\$100

Sand Texture Paint

For textured paint on smooth steel (XS)

7L	dune	+\$0
7M	chai	+\$0
7N	grass	+\$0
7U	blue ridge	+\$0
7V	loden	+\$0
7W	napa	+\$0
7Y	sedona	+\$0
7Z	mink	+\$0
8T	gull	+\$0
8Y	moonbeam	+\$0
B4	blue medium	+\$0
ZK	cappuccino	+\$0

Bright Sand Texture Paint

For textured paint on smooth steel (XS)

91	white	+\$0
CL	cool grey neutral	+\$0
G1	graphite	+\$0
WN	warm grey neutral	+\$0

Step 9. Lock

KA	keyed alike	+\$0
KC	keyed differently, chrome	+\$0
KD	keyed differently, black	+\$0

Step 10. Wardrobe Interior

CH	coat hook	+\$0
CR	coat rod	+\$15

Step 11. Drawer Interior

For file/file (R) or file/file/file (T)

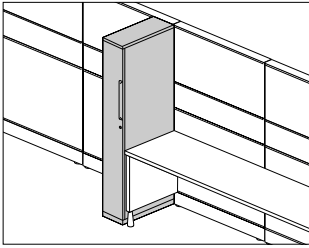
NN	none	+\$0
1M	2 file converters in each file drawer	+\$25

For box/box/file (S) or box/box/file/file (V)

NN	none	+\$0
2M	drawer divider in box drawers, 2 file converters in file drawer	+\$25
3M	drawer divider in one box drawer, pencil tray in one box drawer, 2 file converters in file drawer	+\$25

V-Pull Wardrobe Cabinet

LV380.



Tu™ Storage Towers

Product Information

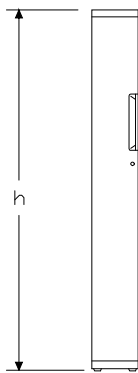
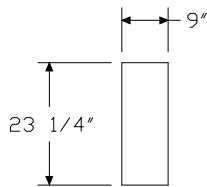
Description

This single wardrobe attaches to a Vivo® frame, another tower or cabinet, or an architectural wall. It has a smooth-steel case, a recessed pull, and integrated base with 1" leveling glides. The interior is available with a coat rod or coat hook.

Notes

Wardrobe cannot be used freestanding. It must be anchored to another tower or cabinet, or be attached to a frame or architectural wall. For keyed-alike locks, order lock plugs separately. See Keyed-Alike Information in Appendices.

Dimensions



Specification Information

Step 1.

LV380.

Step 2. Height

42	42" high
46	46" high
57	57" high
68	68" high

Step 3. Configuration

L	left-hinged door
R	right-hinged door

Prices for Steps 1-3.

		L	R
LV380. 42		\$897	897
46		\$929	929
57		\$962	962
68		\$996	996

Step 4. Attachment

V	Vivo® frame attachment	+\$0
T	tower/cabinet attachment	+\$0

Step 5. Paint/Steel Type

SS	smooth paint on smooth steel	+\$0
XS	textured paint on smooth steel	+\$0

Step 6. Surface Finish

For smooth paint on smooth steel (SS)

8Q	folkstone grey	+\$0
BU	black umber	+\$0
HF	inner tone light	+\$0
LT	light tone	+\$0
LU	soft white	+\$0
MT	medium tone	+\$0
SG	slate grey	+\$0
WL	sandstone	+\$0
CN	metallic champagne	+\$100
EH	metallic bronze	+\$100
MS	metallic silver	+\$100

V-Pull Wardrobe Cabinet *continued*

Sand Texture Paint

For textured paint on smooth steel (XS)

7L	dune	+\$0
7M	chai	+\$0
7N	grass	+\$0
7U	blue ridge	+\$0
7V	loden	+\$0
7W	napa	+\$0
7Y	sedona	+\$0
7Z	mink	+\$0
8T	gull	+\$0
8Y	moonbeam	+\$0
B4	blue medium	+\$0
ZK	cappuccino	+\$0

Bright Sand Texture Paint

For textured paint on smooth steel (XS)

91	white	+\$0
CL	cool grey neutral	+\$0
G1	graphite	+\$0
WN	warm grey neutral	+\$0

Step 7. Interior

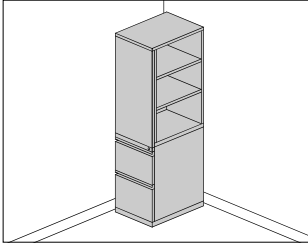
CR	coat rod	+\$15
CH	coat hook	+\$0

Step 8. Lock

KA	keyed alike	+\$0
KC	keyed differently, chrome	+\$0
KD	keyed differently, black	+\$0

W-Pull Storage Tower, No
Wardrobe

LW320.
LW330.



Product Information

Description

This freestanding storage tower has a pedestal in the lower section and the option of a storage case or side-facing bookcase above. It has a smooth-steel case, full-width pulls, and integrated base with 1" leveling glides.

Storage case is locking and has 1 or 2 adjustable shelves. Shelves adjust in 1 1/4" increments.

Side-facing bookcase is 14 1/2" deep and 23 3/4" wide. It includes 1 or 2 adjustable shelves that adjust in 1 1/4" increments. Bottom of bookcase section aligns with a 29"-high surface.

Pedestal is locking, with one lock securing all drawers. It includes a positive interlock system that permits only 1 drawer to open at a time. Drawers are available in box/box/file or file/file configuration. Box drawers are available with full-extension or 3/4-extension slides and include a drawer divider or utility tray. File drawers have full-extension slides and hold letter-size front-to-back hanging files. File converters are optional for letter-, legal- and A4-size side-to-side hanging files.

Notes

The following chart shows the number of adjustable shelves in each storage case/side-facing bookcase based on tower height:

Height—Shelves

42" h—1 shelf

46" h—1 shelf

57" h—1 shelf

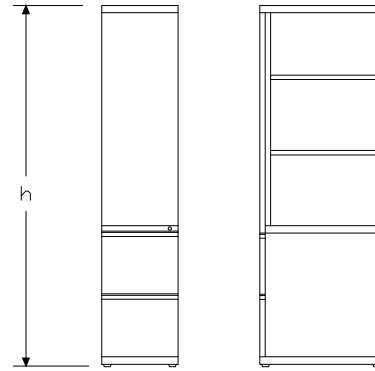
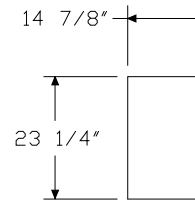
68" h—2 shelves

Order optional accessories separately:

- File compressor (LG908)
- File drawer organizer (LG901)
- Pedestal stationery divider (LG905)

All locks in tower are factory installed and are keyed alike within the tower. For specific numbering choices, specify KA and order lock plugs separately. See Keyed-Alike Information in Appendices.

Dimensions



W-Pull Storage Tower, No Wardrobe *continued*

Specification Information

Step 1.

LW3

Step 2. Storage Configuration

- 20.** storage case
- 30.** side-facing bookcase

Step 3. Height

For storage case (20.)

- 46** 46" high
- 57** 57" high
- 68** 68" high

For side-facing bookcase (30.)

- 42** 42" high
- 46** 46" high
- 57** 57" high
- 68** 68" high

Step 4. Door or Bookcase Direction

- L** left-hinged door or left-facing bookcase
- R** right-hinged door or right-facing bookcase

Step 5. Drawer Configuration

- R** file/file
- S** box/box/file

Prices for Steps 1-5.

	R	S
LW320. 46 L	\$1274	1296
R	\$1274	1296
57 L	\$1320	1343
R	\$1320	1343
68 L	\$1367	1391
R	\$1367	1391
LW330. 42 L	\$1291	1313
R	\$1291	1313
46 L	\$1338	1361
R	\$1338	1361
57 L	\$1386	1410
R	\$1386	1410
68 L	\$1435	1460
R	\$1435	1460

Step 6. Slides

For file/file (R)

- SB** full-extension ball-bearing +\$0

For box/box/file (S)

- SR** ¾-extension roller slides on box drawers, full-extension ball bearing on file drawer +\$0
- SB** full-extension ball-bearing +\$50

Step 7. Paint/Steel Type

- SS** smooth paint on smooth steel +\$0
- XS** textured paint on smooth steel +\$0

Step 8. Surface Finish

For smooth paint on smooth steel (SS)

- 8Q** folkstone grey +\$0
- BU** black umber +\$0
- HF** inner tone light +\$0
- LT** light tone +\$0
- LU** soft white +\$0
- MT** medium tone +\$0
- SG** slate grey +\$0
- WL** sandstone +\$0
- CN** metallic champagne +\$75
- EH** metallic bronze +\$75
- MS** metallic silver +\$75

Sand Texture Paint

For textured paint on smooth steel (XS)

- 7L** dune +\$0
- 7M** chai +\$0
- 7N** grass +\$0
- 7U** blue ridge +\$0
- 7V** loden +\$0
- 7W** napa +\$0
- 7Y** sedona +\$0
- 7Z** mink +\$0
- 8T** gull +\$0
- 8Y** moonbeam +\$0
- B4** blue medium +\$0
- ZK** cappuccino +\$0

W-Pull Storage Tower, No Wardrobe *continued*

Tu™ Storage Towers

Bright Sand Texture Paint
For textured paint on smooth steel (XS)

91	white	+\$0
CL	cool grey neutral	+\$0
G1	graphite	+\$0
WN	warm grey neutral	+\$0

Step 9. Lock

KA	keyed alike	+\$0
KC	keyed differently, chrome	+\$0
KD	keyed differently, black	+\$0

Step 10. Drawer Interior

For file/file (R)

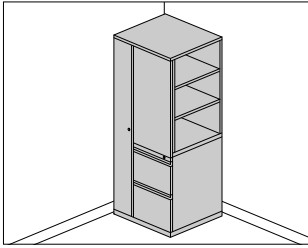
NN	none	+\$0
1M	2 file converters in each file drawer	+\$25

For box/box/file (S)

NN	none	+\$0
2M	drawer divider in box drawers, 2 file converters in file drawer	+\$25
3M	drawer divider in one box drawer, pencil tray in one box drawer, 2 file converters in file drawer	+\$25

W-Pull Storage Tower

LW300.
LW310.



Product Information

Description

This freestanding storage tower has a wardrobe on 1 side and the option of a storage case or side-facing bookcase on the other side. Pedestal is located opposite of wardrobe. The tower has a smooth-steel case, full-width pulls, and integrated base with 1" leveling glides. Available in 9 heights.

Actual tower depth is 23 1/4". Actual tower width is 23 7/8".

9"-wide wardrobe is available with a coat hook or coat rod.

15"-wide storage case is locking and has 1 or 2 adjustable shelves.

Shelves adjust in 1 1/4" increments, starting 7" from the bottom of the storage case.

Side-facing bookcase is 14 1/2" deep and 23 1/4" wide. It includes 1 or 2 adjustable shelves that adjust in 1 1/4" increments. Bottom of bookcase section aligns with a 29"-high surface.

Pedestal is locking, with one lock securing all drawers. It includes a positive interlock system that permits only 1 drawer to open at a time. Drawers are available in a variety of box and file drawer configurations. Box drawers are available with full-extension or 3/4-extension slides and include a drawer divider or utility tray. File drawers have full-extension slides and hold letter-size front-to-back hanging files. File converters are optional for letter-, legal- and A4-size side-to-side hanging files.

Notes

The following chart shows the number of adjustable shelves in each storage case/side-facing bookcase based on tower height:

Height—Shelves

- 46" h (45" actual)—1 shelf
- 53" h (52 1/2" actual)—1 shelf
- 54" h (53 1/2" actual)—1 shelf
- 57" h (56" actual)—1 shelf
- 62" h (61 1/2" actual)—1 shelf
- 65" h (64 1/2" actual)—2 shelves
- 67" h (66 1/2" actual)—2 shelves
- 68" h (67" actual)—2 shelves
- 70" h (69 1/2" actual)—2 shelves

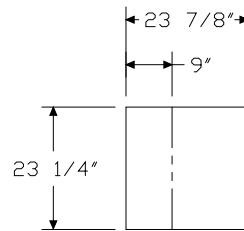
Dimensional illustrations do not include all possible configurations.

Order optional accessories separately:

- File compressor (LG908)
- File drawer organizer (LG901)
- Pedestal stationery divider (LG905)

All locks in tower are factory installed and are keyed alike within the tower. For specific numbering choices, specify KA and order lock plugs separately. See Keyed-Alike Information in Appendices.

Dimensions



W-Pull Storage Tower *continued*

Tu™ Storage Towers

Specification Information

Step 1.

LW3

Step 2. Storage Configuration

00. storage case

10. side-facing bookcase

Step 3. Height

46 46" high

53 53" high

54 54" high

57 57" high

62 62" high

65 65" high

67 67" high

68 68" high

70 70" high

Step 4. Wardrobe Location

L wardrobe left

R wardrobe right

Step 5. Drawer Configuration

For 46" high (46), 53" high (53), 54" high (54), or 57" high (57)

R file/file

S box/box/file

For 62" high (62), 65" high (65), 67" high (67), 68" high (68), or 70" high (70)

R file/file

S box/box/file

T file/file/file

V box/box/file/file

Prices for Steps 1-5.

	R	S	T	V
LW300. 46 L	\$1901	1933	—	—
R	\$1901	1933	—	—
53 L	\$1931	1964	—	—
R	\$1931	1964	—	—
54 L	\$1949	1984	—	—
R	\$1949	1984	—	—
57 L	\$1969	2004	—	—
R	\$1969	2004	—	—

62 L	\$1978	2012	2162	2200
R	\$1978	2012	2162	2200
65 L	\$2003	2036	2190	2226
R	\$2003	2036	2190	2226
67 L	\$2027	2060	2216	2252
R	\$2027	2060	2216	2252
68 L	\$2038	2071	2228	2264
R	\$2038	2071	2228	2264
70 L	\$2050	2084	2241	2278
R	\$2050	2084	2241	2278

LW310. 46 L	\$1991	2023	—	—
R	\$1991	2023	—	—
53 L	\$2021	2054	—	—
R	\$2021	2054	—	—
54 L	\$2039	2074	—	—
R	\$2039	2074	—	—
57 L	\$2059	2094	—	—
R	\$2059	2094	—	—
62 L	\$2068	2102	2261	2298
R	\$2068	2102	2261	2298
65 L	\$2093	2126	2288	2324
R	\$2093	2126	2288	2324
67 L	\$2117	2150	2314	2350
R	\$2117	2150	2314	2350
68 L	\$2128	2161	2326	2362
R	\$2128	2161	2326	2362
70 L	\$2140	2174	2340	2377
R	\$2140	2174	2340	2377

Step 6. Slides

For file/file (R) or file/file/file (T)

SB full-extension ball-bearing +\$0

For box/box/file (S) or box/box/file/file (V)

SR 3/4-extension roller slides on box drawers, full-extension ball bearing on file drawer +\$0

SB full-extension ball-bearing +\$50

Step 7. Paint/Steel Type

SS smooth paint on smooth steel +\$0

XS textured paint on smooth steel +\$0

W-Pull Storage Tower *continued*

Step 8. Surface Finish

For smooth paint on smooth steel (SS)

8Q	folkstone grey	+\$0
BU	black umber	+\$0
HF	inner tone light	+\$0
LT	light tone	+\$0
LU	soft white	+\$0
MT	medium tone	+\$0
SG	slate grey	+\$0
WL	sandstone	+\$0
CN	metallic champagne	+\$100
EH	metallic bronze	+\$100
MS	metallic silver	+\$100

Sand Texture Paint

For textured paint on smooth steel (XS)

7L	dune	+\$0
7M	chai	+\$0
7N	grass	+\$0
7U	blue ridge	+\$0
7V	loden	+\$0
7W	napa	+\$0
7Y	sedona	+\$0
7Z	mink	+\$0
8T	gull	+\$0
8Y	moonbeam	+\$0
B4	blue medium	+\$0
ZK	cappuccino	+\$0

Bright Sand Texture Paint

For textured paint on smooth steel (XS)

91	white	+\$0
CL	cool grey neutral	+\$0
G1	graphite	+\$0
WN	warm grey neutral	+\$0

Step 9. Lock

KA	keyed alike	+\$0
KC	keyed differently, chrome	+\$0
KD	keyed differently, black	+\$0

Step 10. Wardrobe Interior

CH	coat hook	+\$0
CR	coat rod	+\$15

Step 11. Drawer Interior

For file/file (R) or file/file/file (T)

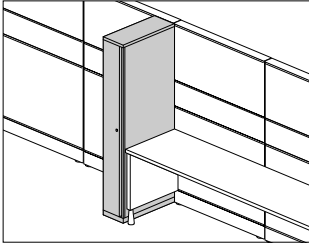
NN	none	+\$0
1M	2 file converters in each file drawer	+\$25

For box/box/file (S) or box/box/file/file (V)

NN	none	+\$0
2M	drawer divider in box drawers, 2 file converters in file drawer	+\$25
3M	drawer divider in one box drawer, pencil tray in one box drawer, 2 file converters in file drawer	+\$25

W-Pull Wardrobe Cabinet

LW380.



Tu™ Storage Towers

Product Information

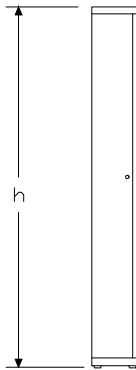
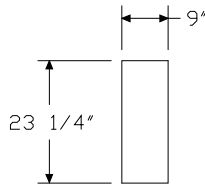
Description

This single wardrobe attaches to a Vivo® frame, another tower or cabinet, or an architectural wall. It has a smooth-steel case, an integrated pull, and integrated base with 1" leveling glides. The interior is available with a coat rod or coat hook.

Notes

Wardrobe cannot be used freestanding. It must be anchored to another tower or cabinet, or be attached to a frame or architectural wall. For keyed-alike locks, order lock plugs separately. See Keyed-Alike Information in Appendices.

Dimensions



Specification Information

Step 1.

LW380.

Step 2. Height

- 42** 42" high
- 46** 46" high
- 57** 57" high
- 68** 68" high

Step 3. Configuration

- L** left-hinged door
- R** right-hinged door

Prices for Steps 1-3.

	L	R
LW380. 42	\$881	881
46	\$913	913
57	\$945	945
68	\$979	979

Step 4. Attachment

- V** Vivo® frame attachment +\$0
- T** tower/cabinet attachment +\$0

Step 5. Paint/Steel Type

- SS** smooth paint on smooth steel +\$0
- XS** textured paint on smooth steel +\$0

Step 6. Surface Finish

For smooth paint on smooth steel (SS)

8Q	folkstone grey	+\$0
BU	black umber	+\$0
HF	inner tone light	+\$0
LT	light tone	+\$0
LU	soft white	+\$0
MT	medium tone	+\$0
SG	slate grey	+\$0
WL	sandstone	+\$0
CN	metallic champagne	+\$100
EH	metallic bronze	+\$100
MS	metallic silver	+\$100

W-Pull Wardrobe Cabinet *continued*

Sand Texture Paint

For textured paint on smooth steel (XS)

7L	dune	+\$0
7M	chai	+\$0
7N	grass	+\$0
7U	blue ridge	+\$0
7V	loden	+\$0
7W	napa	+\$0
7Y	sedona	+\$0
7Z	mink	+\$0
8T	gull	+\$0
8Y	moonbeam	+\$0
B4	blue medium	+\$0
ZK	cappuccino	+\$0

Bright Sand Texture Paint

For textured paint on smooth steel (XS)

91	white	+\$0
CL	cool grey neutral	+\$0
G1	graphite	+\$0
WN	warm grey neutral	+\$0

Step 7. Interior

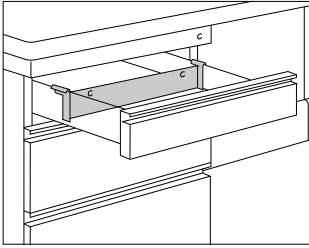
CR	coat rod	+\$15
CH	coat hook	+\$0

Step 8. Lock

KA	keyed alike	+\$0
KC	keyed differently, chrome	+\$0
KD	keyed differently, black	+\$0

Drawer Divider, Tu™ Pedestal

LG903.



Tu™ Tower Accessories

Product Information

Description

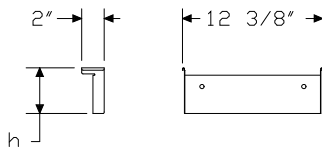
This adjustable divider is used in a pencil or box drawer. Finish is black umber.

Notes

Divider can be used in the following products:

- 5000 Series furniture with B- and F-pull pedestals
- Tu™ Q-, R-, T-, V-, and W-pull pedestals
- Tu storage towers

Dimensions



Specification Information

Step 1.

LG903.

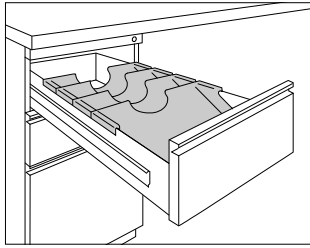
Step 2. Usage

- 3** for pencil drawer
- 6** for box drawer

Prices for Steps 1-2.

LG903. 3	\$11
6	\$12

Stationery Divider, Tu™ Pedestal LG905



Product Information

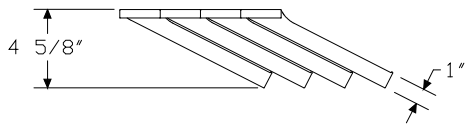
Description

These 4 removable dividers are used in box drawers. Finish is black umber.

Notes

- Dividers can be used in the following products:
- 5000 Series furniture with B- and F-pull pedestals
 - Tu™ Q-, R-, T-, V-, and W-pull pedestals
 - Tu storage towers

Dimensions



Specification Information

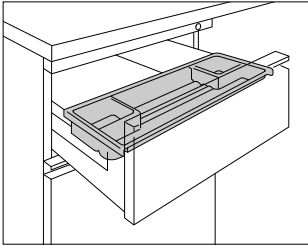
Step 1.

LG905

\$39

Utility Tray, Tu™ Pedestal

LG906



Tu™ Tower Accessories

Product Information

Description

This sectioned tray stores pencils and small items in a pencil or box drawer. Finish is black umber.

Notes

Tray can be used in the following products:

- 5000 Series furniture with B- and F-pull pedestals
- Tu™ Q-, R-, T-, V-, and W-pull pedestals
- Tu storage towers

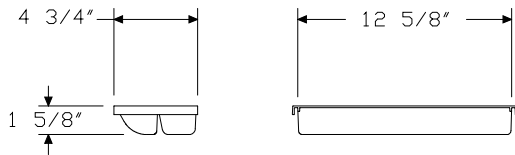
Dimensions

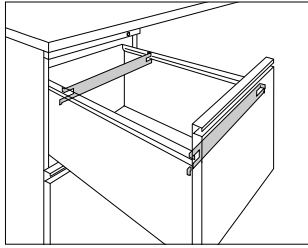
Specification Information

Step 1.

LG906

\$16





Product Information

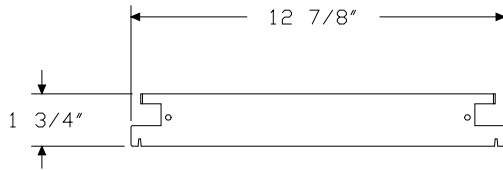
Description

These black umber bars convert a file drawer to hold letter-, legal-, and A4-size side-to-side hanging files. 2 converters are used per drawer. Package contains 4.

Notes

- Converters can be used in the following products:
- 5000 Series furniture with B- and F-pull pedestals
 - Tu™ Q-, R-, T-, V-, and W-pull pedestals
 - Tu storage towers

Dimensions

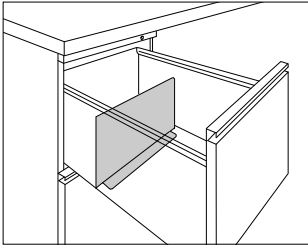


Specification Information

Step 1.

LG907

\$24



Tu™ Tower Accessories

Product Information

Description

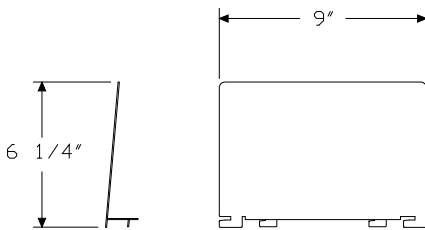
These compressors lock into slots in the bottom of a pedestal file drawer to divide non-hanging files. Finish is black umber. Package contains 4.

Notes

Compressors can be used in the following products:

- 5000 Series furniture with B- and F-pull pedestals
- Tu™ Q-, R-, T-, V-, and W-pull pedestals
- Tu storage towers

Dimensions



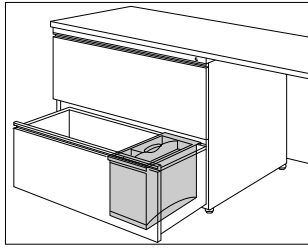
Specification Information

Step 1.

LG908 \$39

File Drawer Organizer

LG901

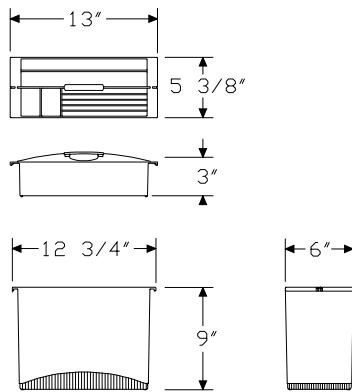


Product Information

Description

This 2-sectioned organizer fits into any file drawer arranged for letter-size filing. The removable top section stores computer disks and other small items. The bottom section stores larger items or can be divided into 3 compartments; it includes 2 vertical dividers. Finish is black umber.

Dimensions



Specification Information

Step 1.

LG901

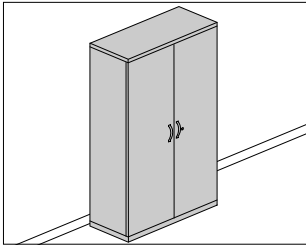
\$62

Storage Cases

Shelves

Q-Pull Storage Case

LQ400.



Product Information

Description

This freestanding storage case is smooth-steel with hinged doors that open to 110° and has applied metal arc pulls. It includes 1 or more shelves, depending on height. Shelves adjust in 1/4" increments. All bases have 3/4" leveling glides. Available in 3 widths and 4 heights. Actual case depth is 19 3/8".

Notes

Pull design conforms to guidelines of Americans with Disabilities Act (ADA).

The following chart shows the number of adjustable shelves in each storage case and vertical clearance between shelves when evenly spaced:

Height—Shelves—Bottom space—Mid-space—Top space

26" h (27 1/4" actual)—1 shelf—11 7/8"—n/a—10 1/2"

38" h (39 1/8" actual)—2 shelves—11 7/8"—12 5/8"—8 7/8"

51" h (51 1/2" actual)—3 shelves—11 7/8"—(2) 12 5/8"—7 1/2"

64" h (64 7/8" actual)—4 shelves—11 7/8"—(3) 12 5/8"—7 3/8"

Coat rod (option CR) may be specified in place of shelves.

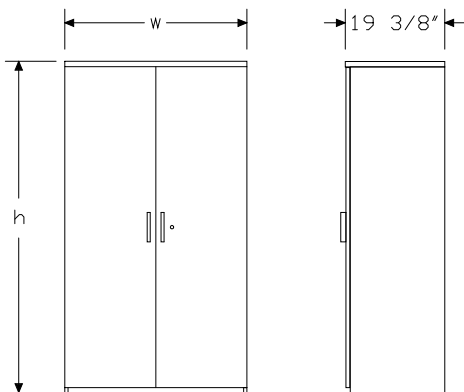
Coat rod option does not allow shelves to be added later.

Dimensional illustrations do not include all possible configurations.

Order additional storage shelf (LG940.) separately.

For keyed-alike locks, order lock plugs separately. See Keyed-Alike Information in Appendices.

Dimensions



Specification Information

Step 1.

LQ400.

Step 2. Width

30	30" wide
36	36" wide
42	42" wide

Step 3. Height

26	26" high
38	38" high
51	51" high
64	64" high

Prices for Steps 1-3.

	26	38	51	64
LQ400. 30	\$753	899	1153	1283
36	\$851	1016	1245	1385
42	\$962	1148	1346	1497

Step 4. Paint/Steel Type

SS	smooth paint on smooth steel	+\$0
XS	textured paint on smooth steel	+\$0

Step 5. Surface Finish

For smooth paint on smooth steel (SS)

8Q	folkstone grey	+\$0
BU	black umber	+\$0
HF	inner tone light	+\$0
LT	light tone	+\$0
LU	soft white	+\$0
MT	medium tone	+\$0
SG	slate grey	+\$0
WL	sandstone	+\$0
CN	metallic champagne	+\$65
EH	metallic bronze	+\$65
MS	metallic silver	+\$65

Q-Pull Storage Case *continued*

Tu™ Storage Cases

Sand Texture Paint
For textured paint on smooth steel (XS)

7L	dune	+\$0
7M	chai	+\$0
7N	grass	+\$0
7U	blue ridge	+\$0
7V	loden	+\$0
7W	napa	+\$0
7Y	sedona	+\$0
7Z	mink	+\$0
8T	gull	+\$0
8Y	moonbeam	+\$0
B4	blue medium	+\$0
ZK	cappuccino	+\$0

Bright Sand Texture Paint
For textured paint on smooth steel (XS)

91	white	+\$0
CL	cool grey neutral	+\$0
G1	graphite	+\$0
WN	warm grey neutral	+\$0

Step 6. Interior
For 64" high (64)

CR	coat rod	-\$148
NS4	4 shelves total	+\$0

Step 7. Lock

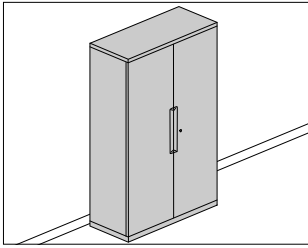
KA	keyed alike	+\$0
KC	keyed differently, chrome	+\$0
KD	keyed differently, black	+\$0

Step 8. Pull Finish

BW	warm bronze	+\$0
NH	brushed nickel	+\$0
NK	black nickel	+\$0

V-Pull Storage Case

LV400.



Product Information

Description

This freestanding storage case is smooth-steel with hinged doors that open to 110° and has recessed pulls. It includes 1 or more shelves, depending on height. Shelves adjust in 1/4" increments. All bases have 3/4" leveling glides. Available in 3 widths and 4 heights.
Actual case depth is 19 3/8".

Notes

The following chart shows the number of adjustable shelves in each storage case and vertical clearance between shelves when evenly spaced:

Height—Shelves—Bottom space—Mid-space—Top space

26" h (27 1/8" actual)—1 shelf—11 7/8"—n/a—10 1/2"

38" h (39 1/8" actual)—2 shelves—11 7/8"—12 5/8"—8 7/8"

51" h (51 1/2" actual)—3 shelves—11 7/8"—(2) 12 5/8"—7 1/2"

64" h (64 7/8" actual)—4 shelves—11 7/8"—(3) 12 5/8"—7 3/8"

Coat rod (option CR) may be specified in place of shelves.

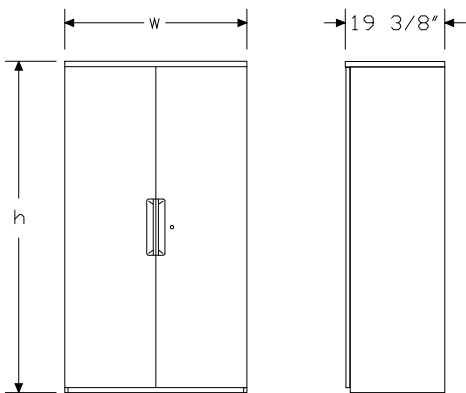
Coat rod option does not allow shelves to be added later.

Dimensional illustrations do not include all possible configurations.

Order additional storage shelf (LG940.) separately.

For keyed-alike locks, order lock plugs separately. See Keyed-Alike Information in Appendices.

Dimensions



Specification Information

Step 1.

LV400.

Step 2. Width

30	30" wide
36	36" wide
42	42" wide

Step 3. Height

26	26" high
38	38" high
51	51" high
64	64" high

Prices for Steps 1-3.

	26	38	51	64
LV400. 30	\$735	894	1037	1298
36	\$810	967	1186	1319
42	\$916	1093	1281	1425

Step 4. Paint/Steel Type

SS	smooth paint on smooth steel	+\$0
XS	textured paint on smooth steel	+\$0

Step 5. Surface Finish

For smooth paint on smooth steel (SS)

8Q	folkstone grey	+\$0
BU	black umber	+\$0
HF	inner tone light	+\$0
LT	light tone	+\$0
LU	soft white	+\$0
MT	medium tone	+\$0
SG	slate grey	+\$0
WL	sandstone	+\$0
CN	metallic champagne	+\$65
EH	metallic bronze	+\$65
MS	metallic silver	+\$65

V-Pull Storage Case *continued*

Tu™ Storage Cases

Sand Texture Paint
For textured paint on smooth steel (XS)

7L	dune	+\$0
7M	chai	+\$0
7N	grass	+\$0
7U	blue ridge	+\$0
7V	loden	+\$0
7W	napa	+\$0
7Y	sedona	+\$0
7Z	mink	+\$0
8T	gull	+\$0
8Y	moonbeam	+\$0
B4	blue medium	+\$0
ZK	cappuccino	+\$0

Bright Sand Texture Paint
For textured paint on smooth steel (XS)

91	white	+\$0
CL	cool grey neutral	+\$0
G1	graphite	+\$0
WN	warm grey neutral	+\$0

Step 6. Interior
For 64" high (64)

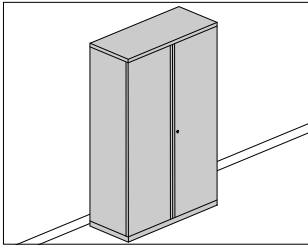
CR	coat rod	-\$148
NS4	4 shelves total	+\$0

Step 7. Lock

KA	keyed alike	+\$0
KC	keyed differently, chrome	+\$0
KD	keyed differently, black	+\$0

W-Pull Storage Case

LW400.



Product Information

Description

This freestanding storage case is smooth-steel with hinged doors that open to 110° and has integrated pulls. It includes 1 or more shelves, depending on height. Shelves adjust in 1¹/₄" increments. All bases have 3³/₄" leveling glides. Available in 3 widths and 4 heights. Actual case depth is 19³/₈".

Notes

The following chart shows the number of adjustable shelves in each storage case and vertical clearance between shelves when evenly spaced:

Height—Shelves—Bottom space—Mid-space—Top space

26" h (27¹/₈" actual)—1 shelf—11⁷/₈"—n/a—10¹/₂"

38" h (39¹/₈" actual)—2 shelves—11⁷/₈"—12⁵/₈"—8⁷/₈"

51" h (51¹/₂" actual)—3 shelves—11⁷/₈"—(2) 12⁵/₈"—7¹/₂"

64" h (64⁷/₈" actual)—4 shelves—11⁷/₈"—(3) 12⁵/₈"—7³/₈"

Coat rod (option CR) may be specified in place of shelves.

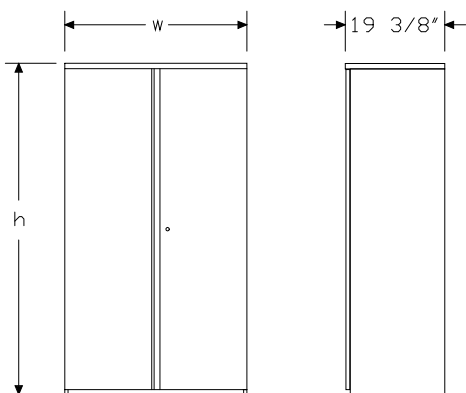
Coat rod option does not allow shelves to be added later.

Dimensional illustrations do not include all possible configurations.

Order additional storage shelf (LG940.) separately.

For keyed-alike locks, order lock plugs separately. See Keyed-Alike Information in Appendices.

Dimensions



Specification Information

Step 1.

LW400.

Step 2. Width

30	30" wide
36	36" wide
42	42" wide

Step 3. Height

26	26" high
38	38" high
51	51" high
64	64" high

Prices for Steps 1-3.

	26	38	51	64
LW400. 30	\$735	894	1037	1298
36	\$810	967	1186	1319
42	\$916	1093	1281	1425

Step 4. Paint/Steel Type

SS	smooth paint on smooth steel	+\$0
XS	textured paint on smooth steel	+\$0

Step 5. Surface Finish

For smooth paint on smooth steel (SS)

8Q	folkstone grey	+\$0
BU	black umber	+\$0
HF	inner tone light	+\$0
LT	light tone	+\$0
LU	soft white	+\$0
MT	medium tone	+\$0
SG	slate grey	+\$0
WL	sandstone	+\$0
CN	metallic champagne	+\$65
EH	metallic bronze	+\$65
MS	metallic silver	+\$65

W-Pull Storage Case *continued*

Tu™ Storage Cases

Sand Texture Paint
For textured paint on smooth steel (XS)

7L	dune	+\$0
7M	chai	+\$0
7N	grass	+\$0
7U	blue ridge	+\$0
7V	loden	+\$0
7W	napa	+\$0
7Y	sedona	+\$0
7Z	mink	+\$0
8T	gull	+\$0
8Y	moonbeam	+\$0
B4	blue medium	+\$0
ZK	cappuccino	+\$0

Bright Sand Texture Paint
For textured paint on smooth steel (XS)

91	white	+\$0
CL	cool grey neutral	+\$0
G1	graphite	+\$0
WN	warm grey neutral	+\$0

Step 6. Interior
For 64" high (64)

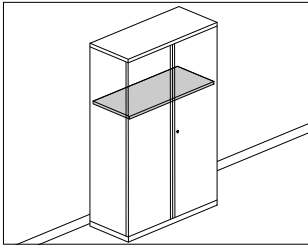
CR	coat rod	-\$148
NS4	4 shelves total	+\$0

Step 7. Lock

KA	keyed alike	+\$0
KC	keyed differently, chrome	+\$0
KD	keyed differently, black	+\$0

Storage Case Shelf

LG940.



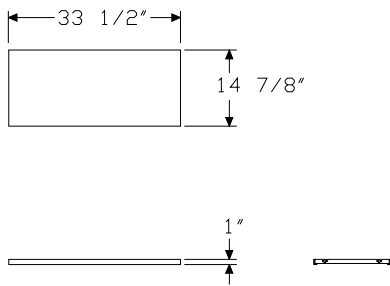
Product Information

Description

This smooth-steel shelf fits into a 20"-deep Tu™ storage case or overfile to provide additional shelf storage. Available in 3 widths. Shelf attachment clips included.

Actual shelf depth is 14⁷/₈". Actual shelf width is 27¹/₂", 33¹/₂", or 39¹/₂".

Dimensions



Specification Information

Step 1.

LG940.

Step 2. Width

30	30" wide
36	36" wide
42	42" wide

Prices for Steps 1-2.

LG940. 30	\$39
36	\$47
42	\$55

Step 3. Paint/Steel Type

SS	smooth paint on smooth steel	+ \$0
XS	textured paint on smooth steel	+ \$0

Step 4. Surface Finish

For smooth paint on smooth steel (SS)

8Q	folkstone grey	+ \$0
BU	black umber	+ \$0
HF	inner tone light	+ \$0
LT	light tone	+ \$0
LU	soft white	+ \$0
MT	medium tone	+ \$0
SG	slate grey	+ \$0
WL	sandstone	+ \$0
CN	metallic champagne	+ \$5
EH	metallic bronze	+ \$5
MS	metallic silver	+ \$5

Sand Texture Paint

For textured paint on smooth steel (XS)

7L	dune	+ \$0
7M	chai	+ \$0
7N	grass	+ \$0
7U	blue ridge	+ \$0
7V	loden	+ \$0
7W	napa	+ \$0
7Y	sedona	+ \$0
7Z	mink	+ \$0
8T	gull	+ \$0
8Y	moonbeam	+ \$0
B4	blue medium	+ \$0
ZK	cappuccino	+ \$0

Tu™ Storage Case Shelves

Storage Case Shelf *continued*

Tu™ Storage Case Shelves

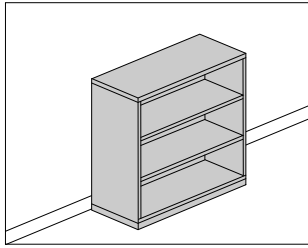
Bright Sand Texture Paint		
<i>For textured paint on smooth steel (XS)</i>		
91	white	+\$0
CL	cool grey neutral	+\$0
G1	graphite	+\$0
WN	warm grey neutral	+\$0

Bookcases

Shelves

Bookcase

LG500.



Product Information

Description

This freestanding bookcase provides storage and display space. It has a smooth-steel case and adjustable shelves. It includes 1 or more shelves, depending on height. Shelves adjust in 1 1/4" increments. All bases have 3/4" leveling glides. Available in 3 widths and 4 heights.

Actual bookcase depth is 15".

Notes

The following chart shows the number of adjustable shelves in each bookcase and vertical clearance between shelves when evenly spaced:

Height—Shelves—Bottom space—Mid-space—Top space

26" h (27 1/4" actual)—1 shelf—11 7/8"—n/a—10 1/2"

38" h (39 1/8" actual)—2 shelves—11 7/8"—12 5/8"—8 7/8"

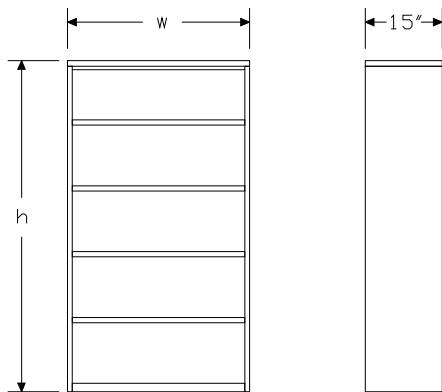
51" h (51 1/2" actual)—3 shelves—11 7/8"—(2) 12 5/8"—7 1/2"

64" h (64 7/8" actual)—4 shelves—11 7/8"—(3) 12 5/8"—7 3/8"

Dimensional illustrations do not include all possible configurations.

Order additional bookcase shelf (LG950.) separately.

Dimensions



Specification Information

Step 1.

LG500.

Step 2. Width

30	30" wide
36	36" wide
42	42" wide

Step 3. Height

26	26" high
38	38" high
51	51" high
64	64" high

Prices for Steps 1-3.

	26	38	51	64
LG500. 30	\$675	719	763	807
36	\$770	814	858	902
42	\$865	909	953	997

Step 4. Paint/Steel Type

SS	smooth paint on smooth steel	+\$0
XS	textured paint on smooth steel	+\$0

Step 5. Surface Finish

For smooth paint on smooth steel (SS)

8Q	folkstone grey	+\$0
BU	black umber	+\$0
HF	inner tone light	+\$0
LT	light tone	+\$0
LU	soft white	+\$0
MT	medium tone	+\$0
SG	slate grey	+\$0
WL	sandstone	+\$0
CN	metallic champagne	+\$55
EH	metallic bronze	+\$55
MS	metallic silver	+\$55

Sand Texture Paint
For textured paint on smooth steel (XS)

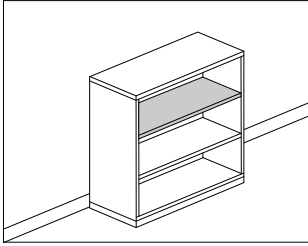
7L	dune	+\$0
7M	chai	+\$0
7N	grass	+\$0
7U	blue ridge	+\$0
7V	loden	+\$0
7W	napa	+\$0
7Y	sedona	+\$0
7Z	mink	+\$0
8T	gull	+\$0
8Y	moonbeam	+\$0
B4	blue medium	+\$0
ZK	cappuccino	+\$0

Bright Sand Texture Paint
For textured paint on smooth steel (XS)

91	white	+\$0
CL	cool grey neutral	+\$0
G1	graphite	+\$0
WN	warm grey neutral	+\$0

Bookcase Shelf

LG950.



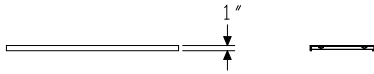
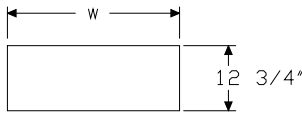
Product Information

Description

This smooth-steel shelf fits into a 15"-deep Tu™ bookcase to provide additional shelf storage. Available in 3 widths. Shelf attachment clips included.

Actual shelf depth is 12 3/4".

Dimensions



Specification Information

Step 1.

LG950.

Step 2. Width

30	30" wide
36	36" wide
42	42" wide

Prices for Steps 1-2.

LG950. 30	\$37
36	\$45
42	\$53

Step 3. Paint/Steel Type

SS	smooth paint on smooth steel	+\$0
XS	textured paint on smooth steel	+\$0

Step 4. Surface Finish

For smooth paint on smooth steel (SS)

8Q	folkstone grey	+\$0
BU	black umber	+\$0
HF	inner tone light	+\$0
LT	light tone	+\$0
LU	soft white	+\$0
MT	medium tone	+\$0
SG	slate grey	+\$0
WL	sandstone	+\$0
CN	metallic champagne	+\$5
EH	metallic bronze	+\$5
MS	metallic silver	+\$5

Sand Texture Paint

For textured paint on smooth steel (XS)

7L	dune	+\$0
7M	chai	+\$0
7N	grass	+\$0
7U	blue ridge	+\$0
7V	loden	+\$0
7W	napa	+\$0
7Y	sedona	+\$0
7Z	mink	+\$0
8T	gull	+\$0
8Y	moonbeam	+\$0
B4	blue medium	+\$0
ZK	cappuccino	+\$0

Tu™ Bookcase Shelves

Bookcase Shelf *continued*

Tu™ Bookcase Shelves

Bright Sand Texture Paint
For textured paint on smooth steel (XS)

91	white	+\$0
CL	cool grey neutral	+\$0
G1	graphite	+\$0
WN	warm grey neutral	+\$0

Index by Product Name

Tu™ Bookcases	
Bookcase	page(s) 131
Bookcase Shelf	133
Tu™ Lateral Files	
Counterweight, Tu™ Lateral File	page(s) 26
File Drawer Organizer	25
Front-to-Back Filing Rail, Tu™ Lateral File	24
Movable Divider, Meridian®, Quadrant® or Tu™ Lateral File	27
Q-Pull Add-On Overfile	18
Q-Pull Freestanding Lateral File	5
Side-to-Side Filing Rail, Tu™ Lateral File	28
T-Pull Freestanding Lateral File	8
V-Pull Add-On Overfile	20
V-Pull Freestanding Lateral File	10
V-Pull Lateral File, with Open Shelf	12
W-Pull Add-On Overfile	22
W-Pull Freestanding Lateral File	14
W-Pull Lateral File, with Open Shelf	16
Tu™ Pedestals	
Drawer Divider, Tu™ Pedestal	page(s) 85
File Compressor, Tu™ Pedestal	89
File Converter, Tu™ Pedestal	88
File Drawer Organizer	90
Q-Pull Freestanding Pedestal	31
Q-Pull Mobile Pedastool	37
Q-Pull Mobile Pedestal	34
Q-Pull Support Pedestal	42
Q-Pull Surface-Attached Pedestal	45
Q-Pull Suspended Pedestal	40
Stationery Divider, Tu™ Pedestal	86
T-Pull Freestanding Pedestal	48
T-Pull Mobile Pedastool	54
T-Pull Mobile Pedestal	51
Utility Tray, Tu™ Pedestal	87
V-Pull Freestanding Pedestal	57
V-Pull Mobile Pedastool	62
V-Pull Mobile Pedestal	60
V-Pull Support Pedestal	67
V-Pull Surface-Attached Pedestal	69
V-Pull Suspended Pedestal	65
W-Pull Freestanding Pedestal	71
W-Pull Mobile Pedastool	76
W-Pull Mobile Pedestal	74
W-Pull Support Pedestal	81
W-Pull Surface-Attached Pedestal	83
W-Pull Suspended Pedestal	79

Tu™ Storage Cases	
Q-Pull Storage Case	page(s) 121
Storage Case Shelf	127
V-Pull Storage Case	123
W-Pull Storage Case	125
Tu™ Storage Towers	
Drawer Divider, Tu™ Pedestal	page(s) 112
File Compressor, Tu™ Pedestal	116
File Converter, Tu™ Pedestal	115
File Drawer Organizer	117
Q-Pull Storage Tower	93
Stationery Divider, Tu™ Pedestal	113
Utility Tray, Tu™ Pedestal	114
V-Pull Storage Tower	99
V-Pull Storage Tower, No Wardrobe	96
V-Pull Wardrobe Cabinet	102
W-Pull Storage Tower	107
W-Pull Storage Tower, No Wardrobe	104
W-Pull Wardrobe Cabinet	110


Index by Product Number

9M100	Movable Divider, Meridian®, Quadrant® or Tu™ Lateral File	page(s) 27	LV300.	V-Pull Storage Tower	99
9M300			LV310.		
LG500.	Bookcase	131	LV320.	V-Pull Storage Tower, No Wardrobe	96
LG901	File Drawer Organizer	25, 90, 117	LV330.		
LG902.	Side-to-Side Filing Rail, Tu™ Lateral File	28	LV380.	V-Pull Wardrobe Cabinet	102
LG903.	Drawer Divider, Tu™ Pedestal	85, 112	LV400.	V-Pull Storage Case	123
LG904.	Front-to-Back Filing Rail, Tu™ Lateral File	24	LV410.	V-Pull Add-On Overfile	20
LG905	Stationery Divider, Tu™ Pedestal	86, 113	LW100.	W-Pull Freestanding Pedestal	71
LG906	Utility Tray, Tu™ Pedestal	87, 114	LW110.	W-Pull Mobile Pedestal	74
LG907	File Converter, Tu™ Pedestal	88, 115	LW120.	W-Pull Mobile Pedastool	76
LG908	File Compressor, Tu™ Pedestal	89, 116	LW130.	W-Pull Suspended Pedestal	79
LG909.	Counterweight, Tu™ Lateral File	26	LW140.	W-Pull Surface-Attached Pedestal	83
LG940.	Storage Case Shelf	127	LW150.	W-Pull Support Pedestal	81
LG950.	Bookcase Shelf	133	LW200.	W-Pull Freestanding Lateral File	14
LQ10A.	Q-Pull Freestanding Pedestal	31	LW260.	W-Pull Lateral File, with Open Shelf	16
LQ10D.			LW300.	W-Pull Storage Tower	107
LQ11A.	Q-Pull Mobile Pedestal	34	LW310.		
LQ11D.			LW320.	W-Pull Storage Tower, No Wardrobe	104
LQ12A.	Q-Pull Mobile Pedastool	37	LW330.		
LQ12D.			LW380.	W-Pull Wardrobe Cabinet	110
LQ13A.	Q-Pull Suspended Pedestal	40	LW400.	W-Pull Storage Case	125
LQ13D.			LW410.	W-Pull Add-On Overfile	22
LQ14A.	Q-Pull Surface-Attached Pedestal	45			
LQ14D.					
LQ15A.	Q-Pull Support Pedestal	42			
LQ15D.					
LQ20A.	Q-Pull Freestanding Lateral File	5			
LQ20D.					
LQ300.	Q-Pull Storage Tower	93			
LQ310.					
LQ400.	Q-Pull Storage Case	121			
LQ410.	Q-Pull Add-On Overfile	18			
LT100.	T-Pull Freestanding Pedestal	48			
LT110.	T-Pull Mobile Pedestal	51			
LT120.	T-Pull Mobile Pedastool	54			
LT200.	T-Pull Freestanding Lateral File	8			
LV100.	V-Pull Freestanding Pedestal	57			
LV110.	V-Pull Mobile Pedestal	60			
LV120.	V-Pull Mobile Pedastool	62			
LV130.	V-Pull Suspended Pedestal	65			
LV140.	V-Pull Surface-Attached Pedestal	69			
LV150.	V-Pull Support Pedestal	67			
LV200.	V-Pull Freestanding Lateral File	10			
LV260.	V-Pull Lateral File, with Open Shelf	12			

For more information about our products and services or to see a list of dealers, please visit us at www.HermanMiller.com or call (800) 851 1196.

This book is recyclable. Printed in U.S.A. on recycled paper.

© 2010 Herman Miller, Inc., Zeeland, Michigan

© HermanMiller, , Abak, Action Office, Aeron, Ambi, Ardea, Aside, Avive, Babble, C2, Caper, Celle, Co/Struc, DOT, Eames, Embody, Equa 2, Ergon 3, Ethospace, Fine-Tune, FlexFront, Formcoat, Ground Cloth, Herman Miller for Healthcare, Herman Miller Options, Intersect, Kinemat, Leaf, Lifework, Limerick, Meridian, Mirra, Passage, Pedastool, Pellicle, Perspectives, PostureFit, Prospects, Quadrant, Reaction, Resolve, RoomTune, Scooter, Stoa, Teneo, V-Wall, Vary Easy, Vivo, and Z-Axis are among the registered trademarks of Herman Miller, Inc., and its owned subsidiaries.

™ About Face, AireWeave, Airia, Arrio, Backfit, Boomerang, Bubbletack, Burdick Group, Celeste, Cellular Suspension, CLT, CoActive, Cognita, Compass, Cygnus, Enchord, EnhancedAccess, E-Wall, Flex-Edge, Flute, Harmonic, Herman Miller for the Home, Herman Miller International Collection, Herman Miller Select, Hopsak 2, Intent, Iota, Keyless Entry, Latitude, Lyris, Multiscrim, My Studio Environments, Nelson, Pixelated Support, Programmable Environments, Q, Rapunzel, Recline Selector, Sense, Setu, Stackable, Stackable Storage, The Be Collection, Thinking is good for you, TriFlex, Tu, and Twist are among the trademarks of Herman Miller, Inc., and its owned subsidiaries.

SM TAP, Textile Alliance Program and Thoughtpile are among the service marks of Herman Miller, Inc.

Chemsurf is a registered trademark of Wilsonart International.

Corian is a registered trademark of DuPont.

FLEXNET is a trademark of Milliken & Co.

Floor Saver Glide™ is a trademark of Carpin Manufacturing Inc.

Geiger is a registered trademark of Geiger International.

Goetz is a trademark of Mark W. Goetz.

Hang-It-All is a registered trademark of Lucia Eames Demetrios, d.b.a. Eames Office.

Holophane is a registered trademark of Holophane.

Ingeo is a trademark of Cargill Dow LLC.

Microsoft and Natural Keyboard are registered trademarks of Microsoft Corporation.

Noguchi® is a registered trademark of The Isamu Noguchi Foundation and Garden Museum.

Qt Quiet technology and Qt are trademarks of Cambridge Sound Management, Inc.